

Due to ROE on October 15th  
 Due to ISBE on November 15th  
 SD/JA11

ILLINOIS STATE BOARD OF EDUCATION  
 School Business Services Division  
 100 North First Street, Springfield, Illinois 62777-0001  
 217/785-8779

**Illinois School District/Joint Agreement  
 Annual Financial Report \***  
**June 30, 2011**

School District  
 Joint Agreement

<p align="center"><b><u>School District/Joint Agreement Information</u></b>          (See instructions on inside of this page.)</p>		<p align="center"><b><u>Accounting Basis:</u></b></p> <p><input checked="" type="checkbox"/> CASH  <input type="checkbox"/> ACCRUAL</p>		<p align="center"><b><u>Certified Public Accountant Information</u></b></p>		
School District/Joint Agreement Number: <b>19-022-0100-02</b>				Name of Auditing Firm: <b>Mathieson, Moyski, Celer &amp; Co., LLP</b>		
County Name: <b>DuPage</b>				Name of Audit Manager: <b>Michael J. Celer</b>		
Name of School District/Joint Agreement: <b>ITASCA SD 10</b>		<p align="center"><b><u>Filing Status:</u></b>  <b><u>Submit electronic AFR directly to ISBE</u></b></p> <p align="center"><b>Click on the Link to Submit:</b>  <a href="#">Send ISBE a File</a></p>		Address: <b>211 S. Wheaton Avenue, Suite 300</b>		
Address: <b>200 N. Maple St.</b>				City: <b>Wheaton</b>	State: <b>IL</b>	Zip Code: <b>60187</b>
City: <b>Itasca</b>				Phone Number: <b>(630) 653-1616</b>		Fax Number: <b>(630) 653-1735</b>
Email Address:				IL License Number: <b>66003412</b>		Expiration Date: <b>11/30/2012</b>
Zip Code: <b>60143</b>				Email Address: <a href="mailto:mceler@mmccpas.com">mceler@mmccpas.com</a>		
<p align="center"><b><u>Annual Financial Report</u></b>          Type of Auditor's Report Issued:</p> <p><input checked="" type="checkbox"/> Qualified    <input type="checkbox"/> Unqualified  <input type="checkbox"/> Adverse  <input type="checkbox"/> Disclaimer</p>				<p align="center"><b><u>A-133 Single Audit Status:</u></b></p> <p><input type="checkbox"/> YES    <input checked="" type="checkbox"/> NO Are Federal expenditures greater than \$500,000?  <input type="checkbox"/> YES    <input checked="" type="checkbox"/> NO Is all A-133 Single Audit Information completed and attached?  <input type="checkbox"/> YES    <input checked="" type="checkbox"/> NO Were any findings issued?</p>		<p align="center">ISBE Use Only</p>
<input type="checkbox"/> Reviewed by District Superintendent/Administrator		<input type="checkbox"/> Reviewed by Township Treasurer (Cook County only) Name of Township: _____		<input type="checkbox"/> Reviewed by Regional Superintendent/Cook ISC		
District Superintendent/Administrator Name (Type or Print):		Township Treasurer Name (type or print)		Regional Superintendent/Cook ISC Name (Type or Print):		
Email Address:		Email Address:		Email Address:		
Telephone:	Fax Number:	Telephone:	Fax Number:	Telephone:	Fax Number:	
Signature & Date:		Signature & Date:		Signature & Date:		

\* This form is based on 23 Illinois Administrative Code 100, Subtitle A, Chapter I, Subchapter C (Part 100).  
 ISBE Form SD50-35/JA50-60 (08/8/11)

**TABLE OF CONTENTS**

	<b>TAB Name</b>	<b>AFR Page No.</b>
<b>Auditor's Questionnaire</b> .....	Aud Quest	2
<b>Comments Applicable to the Auditor's Questionnaire</b> .....	Aud Quest	2
<b>Financial Profile Information</b> .....	FP Info	3
<b>Estimated Financial Profile Summary</b> .....	Financial Profile	4
<b>Basic Financial Statements</b>		
Statement of Assets and Liabilities Arising from Cash Transactions/Statement of Position .....	Assets-Liab	5 - 6
Statement of Revenues Received/Revenues, Expenditures Disbursed/Expenditures, Other Sources (Uses) and Changes in Fund Balances (All Funds).....	Acct Summary	7 - 8
Statements of Revenues Received/Revenues (All Funds).....	Revenues	9 - 14
Statements of Expenditures Disbursed/Expenditures Budget to Actual (All Funds).....	Expenditures	15 - 22
<b>Supplementary Schedules</b>		
Federal Stimulus - American Recovery and Reinvestment Act (ARRA) Schedule.....	ARRA Sched	23
Schedule of Ad Valorem Tax Receipts.....	Tax Sched	24
Schedule of Short-Term Debt/Long-Term Debt .....	Short-Term Long-Term Debt	25
Schedule of Restricted Local Tax Levies and Selected Revenue Sources/ Schedule of Tort Immunity Expenditures.....	Rest Tax Levies-Tort Im	26
<b>Statistical Section</b>		
Schedule of Capital Outlay and Depreciation.....	Cap Outlay Deprec	27
Estimated Operating Expenditures Per Pupil and Per Capita Tuition Charge Computation.....	PCTC-OEPP	28 - 29
<b>Estimated Indirect Cost Rate for Federal Programs (Section I, Section II)</b> .....	ICR Computation	30
<b>Administrative Cost Worksheet</b> .....	AC	31
<b>Itemization Schedule</b> .....	ITEMIZATION	32
<b>Reference Page</b> .....	REF	33
<b>Notes, Opinion Letters, etc.....</b>	Opinion-Notes	34
<b>Audit Checklist/Balancing Schedule</b> .....	AUDITCHECK	-
<b>A-133 Single Audit Section</b>		
Annual Federal Compliance Report.....	A-133 Cover - CAP	35 - 44

**INSTRUCTIONS/REQUIREMENTS: For School Districts/Joint Agreements**

All School Districts/Joint Agreements must complete this form (Note: joint agreement supplementary/statistical schedules may not be applicable)

**Round all amounts to the nearest dollar. Do not enter cents.** (Exception: 9 Month ADA on page 28, line 78)

This form complies with **Part 100 (Requirements for Accounting, Budgeting, Financial Reporting, and Auditing)**.

[23. Illinois Administrative Code 100, Subtitle A, Chapter I, Subchapter C \(Part 100\)](#)

Any errors left unresolved by the **Audit Checklist/Balancing Schedule** must be explained in the itemization page.

**Submit AFR Electronically**

\* The Annual Financial Reports (AFR) must be submitted directly through the Attachment Manager to the AFR Group by the Auditor or School District designated personnel (Please see Instructions for complete submission procedures).

[Attachment Manager Link](#)

**Note:** CD/Disk no longer accepted.

\* AFR supporting documentation must be embedded as Microsoft Word (.doc), Word Perfect (\*.wpd) or Adobe (\*.pdf) and inserted within tab "Opinions & Notes". These documents include: The Audit, Management letter, Opinion letters, Compliance letters, Financial notes etc.... For embedding instructions see "Opinions & Notes" tab of this form.

**Note:** Adobe Acrobat (\*.pdf) files cannot be embedded if you do not have the software. Simply attach files as separate docs in the Attachment Manager and they will be embedded for you.

**Submit Paper Copy of AFR with Signatures**

1) The auditor must send three **paper** copies of the AFR form (cover through page 8 at minimum) to the School District with the auditor signature.

**Note:** School Districts and Regional Superintendents may prefer a complete paper copy in lieu of an electronic file. Please comply with their requests as necessary.

2) Upon receipt, the School District retains one copy for their records, signs, and forwards the remaining two copies to the Regional Superintendent's office no later than October 15, annually.

3) Upon receipt, the Regional Superintendent's office retains one copy for their records, signs, and forwards the remaining paper copy to ISBE no later than November 15, annually.

\* Yellow Book, CPE, and Peer Review requirements must be met if the Auditor issues an opinion stating "Governmental Accounting Standards" were utilized.

[Single Audit Act A-133](#)

**Qualifications of Auditing Firm**

\* School District/Joint Agreement entities must verify the qualifications of the auditing firm by requesting the most current acceptance/completion letter.

\* A school district/joint agreement who engages with and auditing firm who is not licensed and qualified will be required to complete a new audit by a qualified auditing firm at the school districts/joint agreements expense.

**AUDITOR'S QUESTIONNAIRE**

**INSTRUCTIONS:** If your review and testing of State, Local, and Federal Programs revealed any of the following statements to be true, then check the box on the left, and attach the appropriate findings/comments.

**PART A - FINDINGS**

1. One or more school board members, administrators, certified school business officials, or other qualifying district employees failed to file economic interest statements pursuant to the *Illinois Government Ethics Act*. [5 ILCS 420/4A-101]
2. One or more custodians of funds failed to comply with the bonding requirements pursuant to *Sections 8-2, 10-20.19 or 19-6 of the School Code*. [105 ILCS 5/8-2; 10-20.19; 19-6]
3. One or more contracts were executed or purchases made contrary to the provisions of *Section 10-20.21 of the School Code*. [105 ILCS 5/10-20.21]
4. One or more violations of the Public Funds Deposit Act or the Public Funds Investment Act were noted. [30 ILCS 225/1 et. seq. and 30 ILCS 235/1 et. seq.]
5. Restricted funds were commingled in the accounting records or used for other than the purpose for which they were restricted.
6. One or more short-term loans or short-term debt instruments were executed in non-conformity with the applicable authorizing statute or without statutory authority.
7. One or more long-term loans or long-term debt instruments were executed in non-conformity with the applicable authorizing statute or without statutory authority.
8. Corporate Personal Property Replacement Tax monies were deposited and/or used without first satisfying the lien imposed pursuant to the *State Revenue Sharing Act*. [30 ILCS 115/12]
9. One or more interfund loans were made in non-conformity with the applicable authorizing statute or without statutory authorization.
10. One or more interfund loans were outstanding beyond the term provided by statute.
11. One or more permanent transfers were made in non-conformity with the applicable authorizing statute/regulation or without statutory/regulatory authorization.
12. Substantial, or systematic misclassification of budgetary items such as, but not limited to, revenues, receipts, expenditures, disbursements or expenses were observed.
13. The Chart of Accounts used to define and control budget and accounting records does not conform to the minimum requirements imposed by ISBE rules pursuant to Sections 2-3.27 and 2-3.28 of the School Code. [105 ILCS 5/2-3.27; 2-3.28]

**PART B - FINANCIAL DIFFICULTIES/CERTIFICATION Criteria pursuant to Section 1A-8 of the School Code [105 ILCS 5/1A-8]**

14. The district has issued tax anticipation warrants or tax anticipation notes in anticipation of a second year's taxes when warrants or notes in anticipation of current year taxes are still outstanding, as authorized by *Sections 17-16 or 34-23 thru 34-27 of the School Code*. [105 ILCS 5/17-16 or 34-23 thru 34-27]
15. The district has issued short-term debt against two future revenue sources, such as, but not limited to, tax anticipation warrants and General State Aid certificates or tax anticipation warrants and revenue anticipation notes.
16. The district has issued school or teacher orders for wages as permitted in *Sections 8-16, 32-7.2 and 34-76 of the School Code* or issued funding bonds for this purpose pursuant to *Section 19-8 of the School Code*. [105 ILCS 5/8-6, 32-7.2, 34-76, and 19-8]
17. The district has for two consecutive years shown an excess of expenditures/other uses over revenues/other sources and beginning fund balances on its annual financial report for the aggregate totals of the Educational, Operations & Maintenance, Transportation, and Working Cash Funds.

**PART C - OTHER ISSUES**

18. Student Activity Funds, Imprest Funds, or other funds maintained by the district were excluded from the audit.
19. Findings, other than those listed in Part A (above), were reported (e.g. student activity fund findings).
20. Federal Stimulus Funds were not maintained and expended in accordance with the American Recovery and Reinvestment Act (ARRA) of 2009. If checked, an explanation must be provided.
21. Check this box if the district is subject to the Property Tax Extension Limitation Law. Effective Date: 1/1/1991
22. If the type of Auditor Report designated on the cover page is other than an unqualified opinion and is due to reason(s) other than solely Cash Basis Accounting, please check and explain the reason(s) in the box below.

**PART D - EXPLANATION OF ACCOUNTING PRACTICES FOR LATE MANDATED CATEGORICAL PAYMENTS**

(For School Districts who report on an Accrual/Modified Accrual Accounting Basis only)

School districts that report on the accrual/modified accrual basis of accounting must identify where late mandated categorical payments (Revenue Codes 3100, 3105, 3110, 3500, and 3510) are recorded. Depending on the accounting procedure these amounts will be used to adjust the Direct Receipts/Revenues in calculation 1 and 2 of the Financial Profile Score.

23. Enter the date that the district used to accrue mandated categorical payments Date:

24. For the listed mandated categorical (Revenue Code (3110, 3500, 3510, 3100, 3105) that were vouchered prior to June 30th, but not released until after year end as reported in ISBE FRIS system, enter the amounts that were accrued in the chart below.

Account Name	3110	3500	3510	3100	3105	Total
<b>Intergovernmental Accounts Receivable (150)</b>						
Mandated Categoricals Payments (3110, 3500, 3510, 3100, 3105)						0
<b>Other Receivables (160)</b>						
Mandated Categoricals Payments (3110, 3500, 3510, 3100, 3105)						0
<b>Deferred Revenues &amp; Other Current Liabilities (490)</b>						
Mandated Categoricals Payments (3110, 3500, 3510, 3100, 3105)						0
<b>Direct Receipts/Revenue</b>						
Mandated Categoricals Payments (3110, 3500, 3510, 3100, 3105)						0
<b>Total</b>						0

\* Revenue Code (3110-Sp Ed Personnel, 3510-Sp Ed Transportation, 3500-Regular/Vocational Transportation, 3105-Sp Ed Funding for Children Requiring Services,3100-Sp Ed Private Facilities)

**PART E - QUALIFICATIONS OF AUDITING FIRM**

\* School District/Joint Agreement entities must verify the qualifications of the auditing firm by requesting the most current review and acceptance/completion letter.

\* A school district/joint agreement who engages with and auditing firm who is not licensed and qualified will be required to complete a new audit by a qualified auditing firm at the school districts/joint agreements expense.

**Comments Applicable to the Auditor's Questionnaire:**

**Mathieson, Moyski, Celer & Co., LLP**

*Name of Audit Firm (print)*

The undersigned affirms that this audit was conducted by a qualified auditing firm and in accordance with the applicable standards [23 Illinois Administrative Code Part 100] and the scope of the audit conformed to the requirements of subsection (a) or (b) of 23 Illinois Administrative Code Part 100 Section 110, as applicable.

*Signature*

*mm/dd/yyyy*

	A	B	C	D	E	F	G	H	I	J	K	L	M
1	<b>FINANCIAL PROFILE INFORMATION</b>												
2													
3	<i>Required to be completed for School Districts only.</i>												
4													
5	<b>A. Tax Rates</b> (Enter the tax rate - ex: .0150 for \$1.50)												
6													
7	Tax Year <b>2010</b>		Equalized Assessed Valuation (EAV):		577,018,706								
8													
9		Educational		Operations & Maintenance		Transportation		Combined Total		Working Cash			
10	Rate(s):	0.014091	+	0.001339	+	0.000629	=	0.016060					
11													
12													
13	<b>B. Results of Operations *</b>												
14													
15		Receipts/Revenues		Disbursements/ Expenditures		Excess/ (Deficiency)		Fund Balance					
16		11,257,661		10,318,824		938,837		14,292,732					
17	* The numbers shown are the sum of entries on Pages 7 & 8, lines 8, 17, 20, and 65 for the Educational, Operations & Maintenance, Transportation and Working Cash Funds.												
18													
19													
20	<b>C. Short-Term Debt **</b>												
21													
22		CPPRT Notes		TAWs		TANs		TO/EMP. Orders		GSA Certificates			
23		0	+	0	+	0	+	0	+	0			
24		Other		Total									
25		0	=	0									
26	** The numbers shown are the sum of entries on page 25.												
27													
28	<b>D. Long-Term Debt</b>												
29	Check the applicable box for long-term debt allowance by type of district.												
30													
31	<input checked="" type="checkbox"/>	a. 6.9% for elementary and high school districts,					39,814,291						
32	<input type="checkbox"/>	b. 13.8% for unit districts.											
33													
34	Long-Term Debt Outstanding:												
35													
36		c. Long-Term Debt (Principal only)					Acct						
37		Outstanding:.....					511	9,509,569					
38													
39													
40	<b>E. Material Impact on Financial Position</b>												
41	If applicable, check any of the following items that may have a material impact on the entity's financial position during future reporting periods.												
42	Attach sheets as needed explaining each item checked.												
43													
44	<input type="checkbox"/>	Pending Litigation											
45	<input type="checkbox"/>	Material Decrease in EAV											
46	<input type="checkbox"/>	Material Increase/Decrease in Enrollment											
47	<input type="checkbox"/>	Adverse Arbitration Ruling											
48	<input type="checkbox"/>	Passage of Referendum											
49	<input type="checkbox"/>	Taxes Filed Under Protest											
50	<input type="checkbox"/>	Decisions By Local Board of Review or Illinois Property Tax Appeal Board (PTAB)											
51	<input type="checkbox"/>	Other Ongoing Concerns (Describe & Itemize)											
52													
53	<i>Comments:</i>												
54													
55													
56													
57													
58													
59													
60													
61													

	A	B	C	D	E	F	G	H	I	K	L	M	N	O	P	Q
1	<b>ESTIMATED FINANCIAL PROFILE SUMMARY</b>															
2	(Go to the following web site for reference to the Financial Profile)															
3	<a href="http://www.isbe.net/sfms/p/profile.htm">www.isbe.net/sfms/p/profile.htm</a>															
4																
5																
6																
7	<b>District Name:</b> ITASCA SD 10															
8	<b>District Code:</b> 19-022-0100-02															
9	<b>County Name:</b> DuPage															
10																
11	<b>1. Fund Balance to Revenue Ratio:</b>															
12	Total Sum of Fund Balance (P8, Cells C80, D80, F80 & I80) Funds 10, 20, 40, 70 + (50 & 80 if negative) 14,292,732.00 1.278 <b>Score</b> 4															
13	Total Sum of Direct Revenues (P7, Cell C8, D8, F8 & I8) Funds 10, 20, 40, & 70, 11,185,961.00 <b>Weight</b> 0.35															
14	Less: Operating Debt Pledged to Other Funds (P8, Cell C53 thru D73) Minus Funds 10 & 20 (71,700.00) <b>Value</b> 1.40															
15	(Excluding C56, D56, C60, D60 C64 and D64)															
16	<b>2. Expenditures to Revenue Ratio:</b>															
17	Total Sum of Direct Expenditures (P7, Cell C17, D17, F17, I17) Funds 10, 20 & 40 10,318,824.00 0.922 <b>Score</b> 4															
18	Total Sum of Direct Revenues (P7, Cell C8, D8, F8, & I8) Funds 10, 20, 40 & 70, 11,185,961.00 <b>Adjustment</b> 0															
19	Less: Operating Debt Pledged to Other Funds (P8, Cell C53 thru D73) Minus Funds 10 & 20 (71,700.00) <b>Weight</b> 0.35															
20	(Excluding C56, D56, C60, D60 C64 and D64) 0 <b>Value</b> 1.40															
21	Possible Adjustment:															
22																
23	<b>3. Days Cash on Hand:</b>															
24	Total Sum of Cash & Investments (P5, Cell C4, D4, F4, I4 & C5, D5, F5 & I5) Funds 10, 20 40 & 70 14,287,250.00 498.44 <b>Score</b> 4															
25	Total Sum of Direct Expenditures (P7, Cell C17, D17, F17 & I17) Funds 10, 20, 40 divided by 360 28,663.40 <b>Weight</b> 0.10															
26																
27	<b>4. Percent of Short-Term Borrowing Maximum Remaining:</b>															
28	Tax Anticipation Warrants Borrowed (P25, Cell F6-7 & F11) Funds 10, 20 & 40 0.00 100.00 <b>Score</b> 4															
29	EAV x 85% x Combined Tax Rates (P3, Cell J7 and J10) (.85 x EAV) x Sum of Combined Tax Rates 7,876,882.36 <b>Weight</b> 0.10															
30																
31	<b>5. Percent of Long-Term Debt Margin Remaining:</b>															
32	Long-Term Debt Outstanding (P3, Cell H37) 9,509,569.00 76.11 <b>Score</b> 4															
33	Total Long-Term Debt Allowed (P3, Cell H31) 39,814,290.71 <b>Weight</b> 0.10															
34																
35																
36																
37																
38																
39																
40																
41																

**Total Profile Score: 4.00 \***

**Estimated 2012 Financial Profile Designation: RECOGNITION**

\* Total Profile Score may change based on data provided on the Financial Profile Information, page 3 and by the timing of mandated categorical payments. Final score will be calculated by ISBE.

**BASIC FINANCIAL STATEMENTS**  
**STATEMENT OF ASSETS AND LIABILITIES ARISING FROM CASH TRANSACTIONS**  
**STATEMENT OF POSITION AS OF JUNE 30, 2011**

	A	B	C	D	E	F	G	H	I	J	K
1			(10)	(20)	(30)	(40)	(50)	(60)	(70)	(80)	(90)
2	<b>ASSETS</b>	Acct. #	Educational	Operations & Maintenance	Debt Services	Transportation	Municipal Retirement/Social Security	Capital Projects	Working Cash	Tort	Fire Prevention & Safety
3	<b>CURRENT ASSETS (100)</b>										
4	Cash (Accounts 111 through 115) <sup>1</sup>		2,108,624	682,235	381,354	283,081	181,566	0	5,671,882	0	0
5	Investments	120	2,775,397	0	0	0	0	0	2,766,031	0	0
6	Taxes Receivable	130	0	0	0	0	0	0	0	0	0
7	Interfund Receivables	140	0	0	0	0	0	0	250,000	0	0
8	Intergovernmental Accounts Receivable	150	0	0	0	0	0	0	0	0	0
9	Other Receivables	160	0	0	0	0	0	0	0	0	0
10	Inventory	170	0	0	0	0	0	0	0	0	0
11	Prepaid Items	180	0	0	0	0	0	0	0	0	0
12	Other Current Assets (Describe & Itemize)	190	5,482	0	0	0	0	0	0	0	0
13	<b>Total Current Assets</b>		<b>4,889,503</b>	<b>682,235</b>	<b>381,354</b>	<b>283,081</b>	<b>181,566</b>	<b>0</b>	<b>8,687,913</b>	<b>0</b>	<b>0</b>
14	<b>CAPITAL ASSETS (200)</b>										
15	Works of Art & Historical Treasures	210									
16	Land	220									
17	Building & Building Improvements	230									
18	Site Improvements & Infrastructure	240									
19	Capitalized Equipment	250									
20	Construction in Progress	260									
21	Amount Available in Debt Service Funds	340									
22	Amount to be Provided for Payment on Long-Term Debt	350									
23	<b>Total Capital Assets</b>										
24	<b>CURRENT LIABILITIES (400)</b>										
25	Interfund Payables	410	0	0	0	250,000	0	0	0	0	0
26	Intergovernmental Accounts Payable	420	0	0	0	0	0	0	0	0	0
27	Other Payables	430	0	0	0	0	0	0	0	0	0
28	Contracts Payable	440	0	0	0	0	0	0	0	0	0
29	Loans Payable	460	0	0	0	0	0	0	0	0	0
30	Salaries & Benefits Payable	470	0	0	0	0	0	0	0	0	0
31	Payroll Deductions & Withholdings	480	0	0	0	0	0	0	0	0	0
32	Deferred Revenues & Other Current Liabilities	490	0	0	0	0	0	0	0	0	0
33	Due to Activity Fund Organizations	493	0	0	0	0	0	0	0	0	0
34	<b>Total Current Liabilities</b>		<b>0</b>	<b>0</b>	<b>0</b>	<b>250,000</b>	<b>0</b>	<b>0</b>	<b>0</b>	<b>0</b>	<b>0</b>
35	<b>LONG-TERM LIABILITIES (500)</b>										
36	Long-Term Debt Payable (General Obligation, Revenue, Other)	511									
37	<b>Total Long-Term Liabilities</b>										
38	Reserved Fund Balance	714	0	0	0	0	0	0	0	0	0
39	Unreserved Fund Balance	730	4,889,503	682,235	381,354	33,081	181,566	0	8,687,913	0	0
40	Investment in General Fixed Assets										
41	<b>Total Liabilities and Fund Balance</b>		<b>4,889,503</b>	<b>682,235</b>	<b>381,354</b>	<b>283,081</b>	<b>181,566</b>	<b>0</b>	<b>8,687,913</b>	<b>0</b>	<b>0</b>

**BASIC FINANCIAL STATEMENTS**  
**STATEMENT OF ASSETS AND LIABILITIES ARISING FROM CASH TRANSACTIONS**  
**STATEMENT OF POSITION AS OF JUNE 30, 2011**

1	A	B	L	M	N
	ASSETS	Acct. #	Agency Fund	Account Groups	
General Fixed Assets				General Long-Term Debt	
3	<b>CURRENT ASSETS (100)</b>				
4	Cash (Accounts 111 through 115) <sup>1</sup>		32,758		
5	Investments	120	0		
6	Taxes Receivable				
7	Interfund Receivables	140			
8	Intergovernmental Accounts Receivable	150			
9	Other Receivables	160	0		
10	Inventory	170	0		
11	Prepaid Items	180	0		
12	Other Current Assets (Describe & Itemize)	190	0		
13	<b>Total Current Assets</b>		<b>32,758</b>		
14	<b>CAPITAL ASSETS (200)</b>				
15	Works of Art & Historical Treasures	210		0	
16	Land	220		1,541,800	
17	Building & Building Improvements	230		12,239,798	
18	Site Improvements & Infrastructure	240		96,220	
19	Capitalized Equipment	250		4,094,688	
20	Construction in Progress	260		12,870	
21	Amount Available in Debt Service Funds	340			381,354
22	Amount to be Provided for Payment on Long-Term Debt	350			9,128,215
23	<b>Total Capital Assets</b>			<b>17,985,376</b>	<b>9,509,569</b>
24	<b>CURRENT LIABILITIES (400)</b>				
25	Interfund Payables	410			
26	Intergovernmental Accounts Payable	420			
27	Other Payables	430			
28	Contracts Payable	440			
29	Loans Payable	460			
30	Salaries & Benefits Payable	470			
31	Payroll Deductions & Withholdings	480			
32	Deferred Revenues & Other Current Liabilities	490			
33	Due to Activity Fund Organizations	493	32,758		
34	<b>Total Current Liabilities</b>		<b>32,758</b>		
35	<b>LONG-TERM LIABILITIES (500)</b>				
36	Long-Term Debt Payable (General Obligation, Revenue, Other)	511			9,509,569
37	<b>Total Long-Term Liabilities</b>				<b>9,509,569</b>
38	Reserved Fund Balance	714	0		
39	Unreserved Fund Balance	730	0		
40	Investment in General Fixed Assets			17,985,376	
41	<b>Total Liabilities and Fund Balance</b>		<b>32,758</b>	<b>17,985,376</b>	<b>9,509,569</b>



**BASIC FINANCIAL STATEMENT**  
**STATEMENT OF REVENUES RECEIVED/REVENUES, EXPENDITURES/DISBURSED/EXPENDITURES, OTHER**  
**SOURCES (USES) AND CHANGES IN FUND BALANCE**  
**ALL FUNDS - FOR THE YEAR ENDING JUNE 30, 2011**

	A	B	C	D	E	F	G	H	I	J	K
1			(10)	(20)	(30)	(40)	(50)	(60)	(70)	(80)	(90)
2	Description	Acct #	Educational	Operations & Maintenance	Debt Services	Transportation	Municipal Retirement/ Social Security	Capital Projects	Working Cash	Tort	Fire Prevention & Safety
3	<b>RECEIPTS/REVENUES</b>										
4	Local Sources	1000	8,730,263	1,011,933	727,682	370,829	322,481	0	25,752	0	0
5	Flow-Through Receipts/Revenues from One District to Another District	2000	0	0		0	0				
6	State Sources	3000	571,082	25,000	0	206,891	0	0	0	0	0
7	Federal Sources	4000	315,911	0	0	0	0	0	0	0	0
8	<b>Total Direct Receipts/Revenues</b>		9,617,256	1,036,933	727,682	577,720	322,481	0	25,752	0	0
9	Receipts/Revenues for "On Behalf" Payments <sup>2</sup>	3998	1,161,912	0	0	0	0	0		0	0
10	<b>Total Receipts/Revenues</b>		10,779,168	1,036,933	727,682	577,720	322,481	0	25,752	0	0
11	<b>DISBURSEMENTS/EXPENDITURES</b>										
12	Instruction	1000	5,023,900				106,760				
13	Support Services	2000	2,583,314	1,154,518		582,563	181,273	0		0	0
14	Community Services	3000	0	0		0	0				
15	Payments to Other Districts & Governmental Units	4000	974,529	0	0	0	0	0			0
16	Debt Service	5000	0	0	880,158	0	0			0	0
17	<b>Total Direct Disbursements/Expenditures</b>		8,581,743	1,154,518	880,158	582,563	288,033	0		0	0
18	Disbursements/Expenditures for "On Behalf" Payments <sup>2</sup>	4180	1,161,912	0	0	0	0	0		0	0
19	<b>Total Disbursements/Expenditures</b>		9,743,655	1,154,518	880,158	582,563	288,033	0		0	0
20	<b>Excess of Direct Receipts/Revenues Over (Under) Direct Disbursements/Expenditures <sup>3</sup></b>		1,035,513	(117,585)	(152,476)	(4,843)	34,448	0	25,752	0	0
21	<b>OTHER SOURCES/USES OF FUNDS</b>										
22	<b>OTHER SOURCES OF FUNDS (7000)</b>										
23	<b>PERMANENT TRANSFER FROM VARIOUS FUNDS</b>										
24	Abolishment of the Working Cash Fund	7110	0								
25	Abatement of the Working Cash Fund	7110	0	0	0	0	0	0		0	0
26	Transfer of Working Cash Fund Interest	7120	0	24,526	0	0	0	0		0	0
27	Transfer Among Funds	7130	0	0		0					
28	Transfer of Interest <sup>6</sup>	7140	0	0	0	0	0	0	0	0	0
29	Transfer from Capital Project Fund to O&M Fund	7150		0							
30	Transfer of Excess Fire Prevention & Safety Tax and Interest Proceeds to Debt Service Fund <sup>4</sup>	7160		0							
31	Transfer to Excess Fire Prevention & Safety Bond and Interest Proceeds to Debt Service Fund <sup>4</sup>	7170			0						
32	<b>SALE OF BONDS (7200)</b>										
33	Principal on Bonds Sold	7210	0	0	1,475,679	0		0	5,919,321	0	0
34	Premium on Bonds Sold	7220	0	0	(6,364)	0		0	0	0	0
35	Accrued Interest on Bonds Sold	7230	0	0	0	0		0	0	0	0
36	Sale or Compensation for Fixed Assets <sup>5</sup>	7300	0	0	0	0	0	0		0	0
37	Transfer to Debt Service to Pay Principal on Capital Leases	7400			38,695						
38	Transfer to Debt Service to Pay Interest on Capital Leases	7500			33,005						
39	Transfer to Debt Service to Pay Principal on Revenue Bonds	7600			0						
40	Transfer to Debt Service Fund to Pay Interest on Revenue Bonds	7700			0						
41	Transfer to Capital Projects Fund	7800						0			
42	ISBE Loan Proceeds	7900	0	0	0	0	0	0			0
43	Other Sources Not Classified Elsewhere	7990	0	0	0	0	0	0	0	0	0
44	<b>Total Other Sources of Funds</b>		0	24,526	1,541,015	0	0	0	5,919,321	0	0
45	<b>OTHER USES OF FUNDS (8000)</b>										
46	<b>PERMANENT TRANSFER TO VARIOUS OTHER FUNDS (8100)</b>										
47	Abolishment or Abatement of the Working Cash Fund	8110							0		
48	Transfer of Working Cash Fund Interest	8120							24,526		

**BASIC FINANCIAL STATEMENT**  
**STATEMENT OF REVENUES RECEIVED/REVENUES, EXPENDITURES/DISBURSED/EXPENDITURES, OTHER**  
**SOURCES (USES) AND CHANGES IN FUND BALANCE**  
**ALL FUNDS - FOR THE YEAR ENDING JUNE 30, 2011**

1	A	B	C	D	E	F	G	H	I	J	K
2	Description	Acct #	(10) Educational	(20) Operations & Maintenance	(30) Debt Services	(40) Transportation	(50) Municipal Retirement/ Social Security	(60) Capital Projects	(70) Working Cash	(80) Tort	(90) Fire Prevention & Safety
49	Transfer Among Funds	8130	0	0		0					
50	Transfer of Interest <sup>6</sup>	8140	0	0	0	0	0	0		0	
51	Transfer from Capital Project Fund to O&M Fund	8150						0			
52	Transfer of Excess Fire Prevention & Safety Tax & Interest Proceeds to O&M Fund	8160									0
53	Transfer of Excess Fire Prevention & Safety Bond and Interest Proceeds to Debt Service Fund	8170									0
54	Taxes Pledged to Pay Principal on Capital Leases	8410	38,695	0				0			
55	Grants/Reimbursements Pledged to Pay Principal on Capital Leases	8420	0	0				0			
56	Other Revenues Pledged to Pay Principal on Capital Leases	8430	0	0				0			
57	Fund Balance Transfers Pledged to Pay Principal on Capital Leases	8440	0	0				0			
58	Taxes Pledged to Pay Interest on Capital Leases	8510	33,005	0				0			
59	Grants/Reimbursements Pledged to Pay Interest on Capital Leases	8520	0	0				0			
60	Other Revenues Pledged to Pay Interest on Capital Leases	8530	0	0				0			
61	Fund Balance Transfers Pledged to Pay Interest on Capital Leases	8540	0	0				0			
62	Taxes Pledged to Pay Principal on Revenue Bonds	8610	0	0							
63	Grants/Reimbursements Pledged to Pay Principal on Revenue Bonds	8620	0	0							
64	Other Revenues Pledged to Pay Principal on Revenue Bonds	8630	0	0							
65	Fund Balance Transfers Pledged to Pay Principal on Revenue Bonds	8640	0	0							
66	Taxes Pledged to Pay Interest on Revenue Bonds	8710	0	0							
67	Grants/Reimbursements Pledged to Pay Interest on Revenue Bonds	8720	0	0							
68	Other Revenues Pledged to Pay Interest on Revenue Bonds	8730	0	0							
69	Fund Balance Transfers Pledged to Pay Interest on Revenue Bonds	8740	0	0							
70	Taxes Transferred to Pay for Capital Projects	8810	0	0							
71	Grants/Reimbursements Pledged to Pay for Capital Projects	8820	0	0							
72	Other Revenues Pledged to Pay for Capital Projects	8830	0	0							
73	Fund Balance Transfers Pledged to Pay for Capital Projects	8840	0	0							
74	Transfer to Debt Service Fund to Pay Principal on ISBE Loans	8910	0	0		0	0	0			0
75	Other Uses Not Classified Elsewhere	8990	0	0	1,359,965	0	0	0	0	0	0
76	<b>Total Other Uses of Funds</b>		71,700	0	1,359,965	0	0	0	24,526	0	0
77	<b>Total Other Sources/Uses of Funds</b>		(71,700)	24,526	181,050	0	0	0	5,894,795	0	0
78	Excess of Receipts/Revenues and Other Sources of Funds (Over/Under) Expenditures/Disbursements and Other Uses of Funds		963,813	(93,059)	28,574	(4,843)	34,448	0	5,920,547	0	0
79	<b>Fund Balances - July 1, 2010</b>		3,925,690	775,294	352,780	37,924	147,118	0	2,767,366	0	0
80	Other Changes in Fund Balances - Increases (Decreases) (Describe & Itemize)		0	0	0	0	0	0	0	0	0
81	<b>Fund Balances - June 30, 2011</b>		4,889,503	682,235	381,354	33,081	181,566	0	8,687,913	0	0

**STATEMENT OF REVENUES RECEIVED/REVENUES  
FOR THE YEAR ENDING JUNE 30, 2011**

	A	B	C	D	E	F	G	H	I	J	K
1			(10)	(20)	(30)	(40)	(50)	(60)	(70)	(80)	(90)
2	Description	Acct #	Educational	Operations & Maintenance	Debt Services	Transportation	Municipal Retirement/ Social Security	Capital Projects	Working Cash	Tort	Fire Prevention & Safety
3	<b>RECEIPTS/REVENUES FROM LOCAL SOURCES (1000)</b>										
4	<b>AD VALOREM TAXES LEVIED BY LOCAL EDUCATION AGENCY</b>										
5	Designated Purposes Levies (1110-1120) <sup>7</sup>		8,066,240	989,877	727,376	355,065	161,848	0	0	0	0
6	Leasing Purposes Levy <sup>8</sup>	1130	0	0							
7	Special Education Purposes Levy	1140	100,126	0		0	0	0			
8	FICA/Medicare Only Purposes Levies	1150					133,017				
9	Area Vocational Construction Purposes Levy	1160		0	0			0			
10	Summer School Purposes Levy	1170	0								
11	Other Tax Levies (Describe & Itemize)	1190	0	0	0	0	0	0	0	0	0
12	<b>Total Ad Valorem Taxes Levied By District</b>		<b>8,166,366</b>	<b>989,877</b>	<b>727,376</b>	<b>355,065</b>	<b>294,865</b>	<b>0</b>	<b>0</b>	<b>0</b>	<b>0</b>
13	<b>PAYMENTS IN LIEU OF TAXES</b>										
14	Mobile Home Privilege Tax	1210	0	0	0	0	0	0	0	0	0
15	Payments from Local Housing Authorities	1220	0	0	0	0	0	0	0	0	0
16	Corporate Personal Property Replacement Taxes <sup>9</sup>	1230	98,673	0	0	0	27,347	0	0	0	0
17	Other Payments in Lieu of Taxes (Describe & Itemize)	1290	0	0	0	0	0	0	0	0	0
18	<b>Total Payments in Lieu of Taxes</b>		<b>98,673</b>	<b>0</b>	<b>0</b>	<b>0</b>	<b>27,347</b>	<b>0</b>	<b>0</b>	<b>0</b>	<b>0</b>
19	<b>TUITION</b>										
20	Regular - Tuition from Pupils or Parents (In State)	1311	30,000								
21	Regular - Tuition from Other Districts (In State)	1312	0								
22	Regular - Tuition from Other Sources (In State)	1313	0								
23	Regular - Tuition from Other Sources (Out of State)	1314	0								
24	Summer Sch - Tuition from Pupils or Parents (In State)	1321	900								
25	Summer Sch - Tuition from Other Districts (In State)	1322	0								
26	Summer Sch - Tuition from Other Sources (In State)	1323	0								
27	Summer Sch - Tuition from Other Sources (Out of State)	1324	0								
28	CTE - Tuition from Pupils or Parents (In State)	1331	0								
29	CTE - Tuition from Other Districts (In State)	1332	0								
30	CTE - Tuition from Other Sources (In State)	1333	0								
31	CTE - Tuition from Other Sources (Out of State)	1334	0								
32	Special Ed - Tuition from Pupils or Parents (In State)	1341	0								
33	Special Ed - Tuition from Other Districts (In State)	1342	37,823								
34	Special Ed - Tuition from Other Sources (In State)	1343	0								
35	Special Ed - Tuition from Other Sources (Out of State)	1344	0								
36	Adult - Tuition from Pupils or Parents (In State)	1351	0								
37	Adult - Tuition from Other Districts (In State)	1352	0								
38	Adult - Tuition from Other Sources (In State)	1353	0								
39	Adult - Tuition from Other Sources (Out of State)	1354	0								
40	<b>Total Tuition</b>		<b>68,723</b>								
41	<b>TRANSPORTATION FEES</b>										
42	Regular - Transp Fees from Pupils or Parents (In State)	1411				12,142					
43	Regular - Transp Fees from Other Districts (In State)	1412				0					
44	Regular - Transp Fees from Other Sources (In State)	1413				0					
45	Regular - Transp Fees from Co-curricular Activities (In State)	1415				2,766					
46	Regular Transp Fees from Other Sources (Out of State)	1416				0					
47	Summer Sch - Transp. Fees from Pupils or Parents (In State)	1421				0					
48	Summer Sch - Transp. Fees from Other Districts (In State)	1422				0					
49	Summer Sch - Transp. Fees from Other Sources (In State)	1423				0					
50	Summer Sch - Transp. Fees from Other Sources (Out of State)	1424				0					
51	CTE - Transp Fees from Pupils or Parents (In State)	1431				0					
52	CTE - Transp Fees from Other Districts (In State)	1432				0					
53	CTE - Transp Fees from Other Sources (In State)	1433				0					

**STATEMENT OF REVENUES RECEIVED/REVENUES  
FOR THE YEAR ENDING JUNE 30, 2011**

	A	B	C	D	E	F	G	H	I	J	K
1			(10)	(20)	(30)	(40)	(50)	(60)	(70)	(80)	(90)
2	Description	Acct #	Educational	Operations & Maintenance	Debt Services	Transportation	Municipal Retirement/ Social Security	Capital Projects	Working Cash	Tort	Fire Prevention & Safety
54	CTE - Transp Fees from Other Sources (Out of State)	1434				0					
55	Special Ed - Transp Fees from Pupils or Parents (In State)	1441				0					
56	Special Ed - Transp Fees from Other Districts (In State)	1442				0					
57	Special Ed - Transp Fees from Other Sources (In State)	1443				0					
58	Special Ed - Transp Fees from Other Sources (Out of State)	1444				0					
59	Adult - Transp Fees from Pupils or Parents (In State)	1451				0					
60	Adult - Transp Fees from Other Districts (In State)	1452				0					
61	Adult - Transp Fees from Other Sources (In State)	1453				0					
62	Adult - Transp Fees from Other Sources (Out of State)	1454				0					
63	<b>Total Transportation Fees</b>					14,908					
64	<b>EARNINGS ON INVESTMENTS</b>										
65	Interest on Investments	1510	6,368	1,737	306	589	269	0	25,752	0	0
66	Gain or Loss on Sale of Investments	1520	0	0	0	0	0	0	0	0	0
67	<b>Total Earnings on Investments</b>		6,368	1,737	306	589	269	0	25,752	0	0
68	<b>FOOD SERVICE</b>										
69	Sales to Pupils - Lunch	1611	17,457								
70	Sales to Pupils - Breakfast	1612	0								
71	Sales to Pupils - A la Carte	1613	0								
72	Sales to Pupils - Other (Describe & Itemize)	1614	0								
73	Sales to Adults	1620	0								
74	Other Food Service (Describe & Itemize)	1690	0								
75	<b>Total Food Service</b>		17,457								
76	<b>DISTRICT/SCHOOL ACTIVITY INCOME</b>										
77	Admissions - Athletic	1711	0	0							
78	Admissions - Other (Describe & Itemize)	1719	0	0							
79	Fees	1720	85,609	0							
80	Book Store Sales	1730	0	0							
81	Other District/School Activity Revenue (Describe & Itemize)	1790	8,365	0							
82	<b>Total District/School Activity Income</b>		93,974	0							
83	<b>TEXTBOOK INCOME</b>										
84	Rentals - Regular Textbooks	1811	779								
85	Rentals - Summer School Textbooks	1812	0								
86	Rentals - Adult/Continuing Education Textbooks	1813	0								
87	Rentals - Other (Describe & Itemize)	1819	0								
88	Sales - Regular Textbooks	1821	0								
89	Sales - Summer School Textbooks	1822	0								
90	Sales - Adult/Continuing Education Textbooks	1823	0								
91	Sales - Other (Describe & Itemize)	1829	0								
92	Other (Describe & Itemize)	1890	0								
93	<b>Total Textbook Income</b>		779								
94	<b>OTHER REVENUE FROM LOCAL SOURCES</b>										
95	Rentals	1910	45,000	0							
96	Contributions and Donations from Private Sources	1920	22,772	0	0	0	0	0	0	0	0
97	Impact Fees from Municipal or County Governments	1930	0	0	0	0	0	0	0	0	0
98	Services Provided Other Districts	1940	0	0		0					
99	Refund of Prior Years' Expenditures	1950	170,044	0	0	0	0	0		0	0
100	Payments of Surplus Moneys from TIF Districts	1960	0	0	0	0	0	0	0	0	0
101	Drivers' Education Fees	1970	0								
102	Proceeds from Vendors' Contracts	1980	0	0	0	0	0	0	0	0	0
103	School Facility Occupation Tax Proceeds	1983			0			0			

**STATEMENT OF REVENUES RECEIVED/REVENUES  
FOR THE YEAR ENDING JUNE 30, 2011**

1	A	B	C	D	E	F	G	H	I	J	K
2	Description	Acct #	(10) Educational	(20) Operations & Maintenance	(30) Debt Services	(40) Transportation	(50) Municipal Retirement/ Social Security	(60) Capital Projects	(70) Working Cash	(80) Tort	(90) Fire Prevention & Safety
104	Payment from Other Districts	1991	0	0	0	0	0	0			
105	Sale of Vocational Projects	1992	0								
106	Other Local Fees	1993	0	0	0	0	0	0		0	0
107	Other Local Revenues (Describe & Itemize)	1999	40,107	20,319	0	267	0	0	0	0	0
108	<b>Total Other Revenue from Local Sources</b>		<b>277,923</b>	<b>20,319</b>	<b>0</b>	<b>267</b>	<b>0</b>	<b>0</b>	<b>0</b>	<b>0</b>	<b>0</b>
109	<b>Total Receipts/Revenues from Local Sources</b>	<b>1000</b>	<b>8,730,263</b>	<b>1,011,933</b>	<b>727,682</b>	<b>370,829</b>	<b>322,481</b>	<b>0</b>	<b>25,752</b>	<b>0</b>	<b>0</b>
110	<b>FLOW-THROUGH RECEIPTS/REVENUES FROM ONE DISTRICT TO ANOTHER DISTRICT (2000)</b>										
111	Flow-through Revenue from State Sources	2100	0	0		0	0				
112	Flow-through Revenue from Federal Sources	2200	0	0		0	0				
113	Other Flow-Through (Describe & Itemize)	2300	0	0		0	0				
114	<b>Total Flow-Through Receipts/Revenues from One District to Another District</b>	<b>2000</b>	<b>0</b>	<b>0</b>		<b>0</b>	<b>0</b>				
115	<b>RECEIPTS/REVENUES FROM STATE SOURCES (3000)</b>										
116	<b>UNRESTRICTED GRANTS-IN-AID</b>										
117	General State Aid- Sec. 18-8.05	3001	225,969	0	0	0	0	0		0	0
118	General State Aid - Hold Harmless/Supplemental	3002	0	0	0	0	0	0		0	0
119	Reorganization Incentives (Accounts 3005-3021)	3005	0	0	0	0	0	0		0	0
120	Other Unrestricted Grants-In-Aid from State Sources (Describe & Itemize)	3099	0	0	0	0	0	0		0	0
121	<b>Total Unrestricted Grants-In-Aid</b>		<b>225,969</b>	<b>0</b>	<b>0</b>	<b>0</b>	<b>0</b>	<b>0</b>		<b>0</b>	<b>0</b>
122	<b>RESTRICTED GRANTS-IN-AID</b>										
123	<b>SPECIAL EDUCATION</b>										
124	Special Education - Private Facility Tuition	3100	15,426			0					
125	Special Education - Extraordinary	3105	145,462								
126	Special Education - Personnel	3110	146,199	0							
127	Special Education - Orphanage - Individual	3120	0								
128	Special Education - Orphanage - Summer	3130	0								
129	Special Education - Summer School	3145	768								
130	Special Education - Other (Describe & Itemize)	3199	0	0							
131	<b>Total Special Education</b>		<b>307,855</b>	<b>0</b>		<b>0</b>					
132	<b>CAREER AND TECHNICAL EDUCATION (CTE)</b>										
133	CTE - Technical Education - Tech Prep	3200	0	0			0				
134	CTE - Secondary Program Improvement (CTEI)	3220	0	0			0				
135	CTE - WECEP	3225	0	0			0				
136	CTE - Agriculture Education	3235	0	0			0				
137	CTE - Instructor Practicum	3240	0	0			0				
138	CTE - Student Organizations	3270	0	0			0				
139	CTE - Other (Describe & Itemize)	3299	0	0			0				
140	<b>Total Career and Technical Education</b>		<b>0</b>	<b>0</b>		<b>0</b>					
141	<b>BILINGUAL EDUCATION</b>										
142	Bilingual Ed - Downstate - TPI and TBE	3305	16,894				0				
143	Bilingual Education Downstate - Transitional Bilingual Education	3310	0				0				
144	<b>Total Bilingual Ed</b>		<b>16,894</b>				<b>0</b>				
145	State Free Lunch & Breakfast	3360	761								
146	School Breakfast Initiative	3365	0	0			0				
147	Driver Education	3370	0	0							
148	Adult Ed (from ICCB)	3410	0	0	0	0	0	0	0	0	0
149	Adult Ed - Other (Describe & Itemize)	3499	0	0	0	0	0	0	0	0	0

**STATEMENT OF REVENUES RECEIVED/REVENUES  
FOR THE YEAR ENDING JUNE 30, 2011**

1	A	B	C	D	E	F	G	H	I	J	K
2	Description	Acct #	(10) Educational	(20) Operations & Maintenance	(30) Debt Services	(40) Transportation	(50) Municipal Retirement/ Social Security	(60) Capital Projects	(70) Working Cash	(80) Tort	(90) Fire Prevention & Safety
150	<b>TRANSPORTATION</b>										
151	Transportation - Regular/Vocational	3500	0	0		89,500	0				
152	Transportation - Special Education	3510	0	0		117,391	0				
153	Transportation - Other (Describe & Itemize)	3599	0	0		0	0				
154	<b>Total Transportation</b>		0	0		206,891	0				
155	Learning Improvement - Change Grants	3610	0								
156	Scientific Literacy	3660	0	0		0	0				
157	Truant Alternative/Optional Education	3695	0			0	0				
158	Early Childhood - Block Grant	3705	0	0		0	0				
159	Reading Improvement Block Grant	3715	15,062			0	0				
160	Reading Improvement Block Grant - Reading Recovery	3720	0			0	0				
161	Continued Reading Improvement Block Grant	3725	0			0	0				
162	Continued Reading Improvement Block Grant (2% Set Aside)	3726	0			0	0				
163	Chicago General Education Block Grant	3766	0	0		0	0				
164	Chicago Educational Services Block Grant	3767	0	0		0	0				
165	School Safety & Educational Improvement Block Grant	3775	3,851	0	0	0	0	0			0
166	Technology - Learning Technology Centers	3780	0	0	0	0	0	0			0
167	State Charter Schools	3815	0			0					
168	Extended Learning Opportunities - Summer Bridges	3825	0			0					
169	Infrastructure Improvements - Planning/Construction	3920		0				0			
170	School Infrastructure - Maintenance Projects	3925		0				0			0
171	Other Restricted Revenue from State Sources (Describe & Itemize)	3999	690	25,000	0	0	0	0	0	0	0
172	<b>Total Restricted Grants-In-Aid</b>		345,113	25,000	0	206,891	0	0	0	0	0
173	<b>Total Receipts from State Sources</b>	<b>3000</b>	571,082	25,000	0	206,891	0	0	0	0	0
174	<b>RECEIPTS/REVENUES FROM FEDERAL SOURCES (4000)</b>										
175	<b>UNRESTRICTED GRANTS-IN-AID RECEIVED DIRECTLY FROM FEDERAL GOVT</b>										
176	Federal Impact Aid	4001	0	0	0	0	0	0	0	0	0
177	Other Unrestricted Grants-In-Aid Received Directly from the Fed Govt (Describe & Itemize)	4009	0	0	0	0	0	0	0	0	0
178	<b>Total Unrestricted Grants-In-Aid Received Directly from the Federal Govt</b>		0	0	0	0	0	0	0	0	0
179	<b>RESTRICTED GRANTS-IN-AID RECEIVED DIRECTLY FROM FEDERAL GOVT</b>										
180	Head Start	4045	0								
181	Construction (Impact Aid)	4050	0	0				0			
182	MAGNET	4060	0	0		0	0	0			
183	Other Restricted Grants-In-Aid Received Directly from the Federal Govt (Describe & Itemize)	4090	0	0		0	0	0			0
184	<b>Total Restricted Grants-In-Aid Received Directly from Federal Govt</b>		0	0		0	0	0			0
185	<b>RESTRICTED GRANTS-IN-AID RECEIVED FROM FEDERAL GOVT THRU THE STATE</b>										
186	<b>TITLE V</b>										
187	Title V - Innovation and Flexibility Formula	4100	0	0		0	0				
188	Title V - District Projects	4105	0	0		0	0				
189	Title V - Rural & Low Income Schools	4107	0	0		0	0				
190	Title V - Other (Describe & Itemize)	4199	0	0		0	0				
191	<b>Total Title V</b>		0	0		0	0				
192	<b>FOOD SERVICE</b>										
193	Breakfast Start-Up	4200	0				0				
194	National School Lunch Program	4210	0				0				
195	Special Milk Program	4215	13,177				0				
196	School Breakfast Program	4220	0				0				

**STATEMENT OF REVENUES RECEIVED/REVENUES  
FOR THE YEAR ENDING JUNE 30, 2011**

1	A	B	C	D	E	F	G	H	I	J	K
2	Description	Acct #	(10) Educational	(20) Operations & Maintenance	(30) Debt Services	(40) Transportation	(50) Municipal Retirement/ Social Security	(60) Capital Projects	(70) Working Cash	(80) Tort	(90) Fire Prevention & Safety
197	Summer Food Service Admin/Program	4225	0				0				
198	Child & Adult Care Food Program	4226	0				0				
199	Fresh Fruits & Vegetables	4240	0								
200	Food Service - Other (Describe & Itemize)	4299	0				0				
201	<b>Total Food Service</b>		<b>13,177</b>				<b>0</b>				
202	<b>TITLE I</b>										
203	Title I - Low Income	4300	74,866	0		0	0				
204	Title I - Low Income - Neglected, Private	4305	0	0		0	0				
205	Title I - Comprehensive School Reform	4332	0	0		0	0				
206	Title I - Reading First	4334	0	0		0	0				
207	Title I - Even Start	4335	0	0		0	0				
208	Title I - Reading First SEA Funds	4337	0	0		0	0				
209	Title I - Migrant Education	4340	0	0		0	0				
210	Title I - Other (Describe & Itemize)	4399	0	0		0	0				
211	<b>Total Title I</b>		<b>74,866</b>	<b>0</b>		<b>0</b>	<b>0</b>				
212	<b>TITLE IV</b>										
213	Title IV - Safe & Drug Free Schools - Formula	4400	0	0		0	0				
214	Title IV - 21st Century	4421	0	0		0	0				
215	Title IV - Other (Describe & Itemize)	4499	0	0		0	0				
216	<b>Total Title IV</b>		<b>0</b>	<b>0</b>		<b>0</b>	<b>0</b>				
217	<b>FEDERAL - SPECIAL EDUCATION</b>										
218	Fed - Spec Education - Preschool Flow-Through	4600	1,451	0		0	0				
219	Fed - Spec Education - Preschool Discretionary	4605	0	0		0	0				
220	Fed - Spec Education - IDEA - Flow Through/Low Incidence	4620	129,656	0		0	0				
221	Fed - Spec Education - IDEA - Room & Board	4625	6,396	0		0	0				
222	Fed - Spec Education - IDEA - Discretionary	4630	0	0		0	0				
223	Fed - Spec Education - IDEA - Other (Describe & Itemize)	4699	0	0		0	0				
224	<b>Total Federal - Special Education</b>		<b>137,503</b>	<b>0</b>		<b>0</b>	<b>0</b>				
225	<b>CTE - PERKINS</b>										
226	CTE - Perkins - Title III E - Tech Prep	4770	0	0			0				
227	CTE - Other (Describe & Itemize)	4799	0	0			0				
228	<b>Total CTE - Perkins</b>		<b>0</b>	<b>0</b>			<b>0</b>				
229	Federal - Adult Education	4810	0	0			0				
230	ARRA - General State Aid - Education Stabilization	4850	0	0	0	0	0	0		0	0
231	ARRA - Title I - Low Income	4851	31,024	0		0	0				
232	ARRA - Title I - Neglected, Private	4852	0	0	0	0	0	0		0	0
233	ARRA - Title I - Delinquent, Private	4853	0	0	0	0	0	0		0	0
234	ARRA - Title I - School Improvement (Part A)	4854	0	0	0	0	0	0		0	0
235	ARRA - Title I - School Improvement (Section 1003g)	4855	0	0	0	0	0	0		0	0
236	ARRA - IDEA - Part B - Preschool	4856	0	0	0	0	0	0		0	0
237	ARRA - IDEA - Part B - Flow-Through	4857	0	0	0	0	0	0		0	0
238	ARRA - Title IID - Technology-Formula	4860	0	0	0	0	0	0		0	0
239	ARRA - Title IID - Technology-Competitive	4861	0	0	0	0	0	0		0	0
240	ARRA - McKinney - Vento Homeless Education	4862	0	0		0	0				
241	ARRA - Child Nutrition Equipment Assistance	4863	0	0							
242	Impact Aid Formula Grants	4864	0	0	0	0	0	0		0	0
243	Impact Aid Competitive Grants	4865	0	0	0	0	0	0		0	0
244	Qualified Zone Academy Bond Tax Credits	4866	0	0	0	0	0	0		0	0
245	Qualified School Construction Bond Credits	4867	0	0	0	0	0	0		0	0
246	Build America Bond Tax Credits	4868	0	0	0	0	0	0		0	0
247	Build America Bond Interest Reimbursement	4869	0	0	0	0	0	0		0	0
248	ARRA - General State Aid - Other Govt Services Stabilization	4870	0	0	0	0	0	0		0	0

**STATEMENT OF REVENUES RECEIVED/REVENUES  
FOR THE YEAR ENDING JUNE 30, 2011**

1	A	B	C	D	E	F	G	H	I	J	K
2	Description	Acct #	(10) Educational	(20) Operations & Maintenance	(30) Debt Services	(40) Transportation	(50) Municipal Retirement/ Social Security	(60) Capital Projects	(70) Working Cash	(80) Tort	(90) Fire Prevention & Safety
249	Other ARRA Funds - II	4871	0	0	0	0	0	0		0	0
250	Other ARRA Funds - III	4872	0	0	0	0	0	0		0	0
251	Other ARRA Funds - IV	4873	0	0	0	0	0	0		0	0
252	Other ARRA Funds - V	4874	0	0	0	0	0	0		0	0
253	ARRA - Early Childhood	4875	0	0	0	0	0	0		0	0
254	Other ARRA Funds VII	4876	0	0	0	0	0	0		0	0
255	Other ARRA Funds VIII	4877	0	0	0	0	0	0		0	0
256	Other ARRA Funds IX	4878	0	0	0	0	0	0		0	0
257	Other ARRA Funds X	4879	0	0	0	0	0	0		0	0
258	Other ARRA Funds XI	4880	20,574	0	0	0	0	0		0	0
259	<b>Total Stimulus Programs</b>		<b>51,598</b>	<b>0</b>	<b>0</b>	<b>0</b>	<b>0</b>	<b>0</b>		<b>0</b>	<b>0</b>
260	Advanced Placement Fee/International Baccalaureate	4904	0	0			0				
261	Emergency Immigrant Assistance	4905	0			0	0				
262	Title III - English Language Acquisition	4909	0			0	0				
263	Learn & Serve America	4910	0			0	0				
264	McKinney Education for Homeless Children	4920	0	0		0	0				
265	Title II - Eisenhower Professional Development Formula	4930	0	0		0	0				
266	Title II - Teacher Quality	4932	24,996	0		0	0				
267	Federal Charter Schools	4960	0	0		0	0				
268	Medicaid Matching Funds - Administrative Outreach	4991	13,227	0		0	0				
269	Medicaid Matching Funds - Fee-for-Service Program	4992	544	0		0	0				
	Other Restricted Revenue from Federal Sources (Describe & Itemize)	4998									
270			0	0		0	0	0			0
271	<b>Total Restricted Grants-In-Aid Received from the Fedederal Govt Thru the State</b>		<b>315,911</b>	<b>0</b>	<b>0</b>	<b>0</b>	<b>0</b>	<b>0</b>		<b>0</b>	<b>0</b>
272	<b>Total Receipts/Revenues from Federal Sources</b>	<b>4000</b>	<b>315,911</b>	<b>0</b>	<b>0</b>	<b>0</b>	<b>0</b>	<b>0</b>	<b>0</b>	<b>0</b>	<b>0</b>
273	<b>Total Direct Receipts/Revenues</b>		<b>9,617,256</b>	<b>1,036,933</b>	<b>727,682</b>	<b>577,720</b>	<b>322,481</b>	<b>0</b>	<b>25,752</b>	<b>0</b>	<b>0</b>



**STATEMENT OF EXPENDITURES DISBURSED/EXPENDITURES, BUDGET TO ACTUAL  
FOR THE YEAR ENDING JUNE 30, 2011**

	A	B	C	D	E	F	G	H	I	J	K	L
1			(100)	(200)	(300)	(400)	(500)	(600)	(700)	(800)	(900)	
2	Description	Funct #	Salaries	Employee Benefits	Purchased Services	Supplies & Materials	Capital Outlay	Other Objects	Non-Capitalized Equipment	Termination Benefits	Total	Budget
3	<b>10 - EDUCATIONAL FUND (ED)</b>											
4	<b>INSTRUCTION (ED)</b>											
5	Regular Programs	1100	3,116,687	466,424	6,507	176,767	0	0	3,785	0	3,770,170	4,123,896
6	Pre-K Programs	1125	21,817	193	0	478	0	0	0	0	22,488	43,255
7	Special Education Programs (Functions 1200-1220)	1200	756,888	139,812	848	4,370	0	0	0	0	901,918	887,911
8	Special Education Programs Pre-K	1225	0	0	0	0	0	0	0	0	0	0
9	Remedial and Supplemental Programs K-12	1250	170,340	39,213	0	1,140	9,790	0	0	0	220,483	206,963
10	Remedial and Supplemental Programs Pre-K	1275	0	0	0	0	0	0	0	0	0	0
11	Adult/Continuing Education Programs	1300	0	0	0	0	0	0	0	0	0	0
12	CTE Programs	1400	0	0	0	0	0	0	0	0	0	0
13	Interscholastic Programs	1500	0	0	1,820	0	0	1,977	0	0	3,797	8,900
14	Summer School Programs	1600	0	0	0	0	0	0	0	0	0	0
15	Gifted Programs	1650	0	0	0	0	0	0	0	0	0	0
16	Driver's Education Programs	1700	0	0	0	0	0	0	0	0	0	0
17	Bilingual Programs	1800	87,882	16,005	297	860	0	0	0	0	105,044	121,614
18	Truant Alternative & Optional Programs	1900	0	0	0	0	0	0	0	0	0	0
19	Pre-K Programs - Private Tuition	1910						0			0	0
20	Regular K-12 Programs - Private Tuition	1911						0			0	0
21	Special Education Programs K-12 - Private Tuition	1912						0			0	0
22	Special Education Programs Pre-K - Tuition	1913						0			0	0
23	Remedial/Supplemental Programs K-12 - Private Tuition	1914						0			0	0
24	Remedial/Supplemental Programs Pre-K - Private Tuition	1915						0			0	0
25	Adult/Continuing Education Programs - Private Tuition	1916						0			0	0
26	CTE Programs - Private Tuition	1917						0			0	0
27	Interscholastic Programs - Private Tuition	1918						0			0	0
28	Summer School Programs - Private Tuition	1919						0			0	0
29	Gifted Programs - Private Tuition	1920						0			0	0
30	Bilingual Programs - Private Tuition	1921						0			0	0
31	Truants Alternative/Optional Ed Progrms - Private Tuition	1922						0			0	0
32	<b>Total Instruction <sup>10</sup></b>	<b>1000</b>	<b>4,153,614</b>	<b>661,647</b>	<b>9,472</b>	<b>183,615</b>	<b>9,790</b>	<b>1,977</b>	<b>3,785</b>	<b>0</b>	<b>5,023,900</b>	<b>5,392,539</b>
33	<b>SUPPORT SERVICES (ED)</b>											
34	<b>SUPPORT SERVICES - PUPILS</b>											
35	Attendance & Social Work Services	2110	0	0	0	0	0	0	0	0	0	0
36	Guidance Services	2120	44,212	670	50	5,229	0	90	0	0	50,251	61,506
37	Health Services	2130	108,633	26,361	69,087	5,347	0	0	0	0	209,428	272,692
38	Psychological Services	2140	0	0	0	0	0	0	0	0	0	0
39	Speech Pathology & Audiology Services	2150	170,759	26,452	235	823	0	0	0	0	198,269	204,507
40	Other Support Services - Pupils (Describe & Itemize)	2190	21	0	31,177	14,073	4,995	0	0	0	50,266	39,300
41	<b>Total Support Services - Pupils</b>	<b>2100</b>	<b>323,625</b>	<b>53,483</b>	<b>100,549</b>	<b>25,472</b>	<b>4,995</b>	<b>90</b>	<b>0</b>	<b>0</b>	<b>508,214</b>	<b>578,005</b>
42	<b>SUPPORT SERVICES - INSTRUCTIONAL STAFF</b>											
43	Improvement of Instruction Services	2210	23,190	2,836	70	13,321	0	0	0	0	39,417	54,968
44	Educational Media Services	2220	477,953	77,243	2,021	155,074	24,189	515	14,164	0	751,159	752,257
45	Assessment & Testing	2230	0	0	0	17,660	0	0	0	0	17,660	28,500
46	<b>Total Support Services - Instructional Staff</b>	<b>2200</b>	<b>501,143</b>	<b>80,079</b>	<b>2,091</b>	<b>186,055</b>	<b>24,189</b>	<b>515</b>	<b>14,164</b>	<b>0</b>	<b>808,236</b>	<b>835,725</b>
47	<b>SUPPORT SERVICES - GENERAL ADMINISTRATION</b>											
48	Board of Education Services	2310	0	0	135,830	3,783	0	6,461	0	0	146,074	184,163
49	Executive Administration Services	2320	201,084	33,698	4,274	2,024	0	2,722	0	0	243,802	242,112
50	Special Area Administration Services	2330	0	0	0	0	0	0	0	0	0	0
51	Tort Immunity Services	2360 - 2370	0	0	0	0	0	0	0	0	0	0
52	<b>Total Support Services - General Administration</b>	<b>2300</b>	<b>201,084</b>	<b>33,698</b>	<b>140,104</b>	<b>5,807</b>	<b>0</b>	<b>9,183</b>	<b>0</b>	<b>0</b>	<b>389,876</b>	<b>426,275</b>

**STATEMENT OF EXPENDITURES DISBURSED/EXPENDITURES, BUDGET TO ACTUAL  
FOR THE YEAR ENDING JUNE 30, 2011**

	A	B	C	D	E	F	G	H	I	J	K	L
1			(100)	(200)	(300)	(400)	(500)	(600)	(700)	(800)	(900)	
2	Description	Func#	Salaries	Employee Benefits	Purchased Services	Supplies & Materials	Capital Outlay	Other Objects	Non-Capitalized Equipment	Termination Benefits	Total	Budget
53	<b>SUPPORT SERVICES - SCHOOL ADMINISTRATION</b>											
54	Office of the Principal Services	2410	496,874	113,119	8,864	1,101	0	2,441	0	0	622,399	629,324
55	Other Support Services - School Admin (Describe &	2490	0	0	0	0	0	0	0	0	0	0
56	<b>Total Support Services - School Administration</b>	<b>2400</b>	<b>496,874</b>	<b>113,119</b>	<b>8,864</b>	<b>1,101</b>	<b>0</b>	<b>2,441</b>	<b>0</b>	<b>0</b>	<b>622,399</b>	<b>629,324</b>
57	<b>SUPPORT SERVICES - BUSINESS</b>											
58	Direction of Business Support Services	2510	102,722	17,806	694	129	0	0	0	0	121,351	122,948
59	Fiscal Services	2520	69,151	11,320	4,867	3,306	0	0	0	7,920	96,564	111,147
60	Operation & Maintenance of Plant Services	2540	0	0	4,357	0	0	0	0	0	4,357	37,710
61	Pupil Transportation Services	2550	0	0	0	0	0	0	0	0	0	0
62	Food Services	2560	0	0	0	32,317	0	0	0	0	32,317	26,000
63	Internal Services	2570	0	0	0	0	0	0	0	0	0	0
64	<b>Total Support Services - Business</b>	<b>2500</b>	<b>171,873</b>	<b>29,126</b>	<b>9,918</b>	<b>35,752</b>	<b>0</b>	<b>0</b>	<b>0</b>	<b>7,920</b>	<b>254,589</b>	<b>297,805</b>
65	<b>SUPPORT SERVICES - CENTRAL</b>											
66	Direction of Central Support Services	2610	0	0	0	0	0	0	0	0	0	0
67	Planning, Research, Development, & Evaluation Services	2620	0	0	0	0	0	0	0	0	0	0
68	Information Services	2630	0	0	0	0	0	0	0	0	0	4,000
69	Staff Services	2640	0	0	0	0	0	0	0	0	0	0
70	Data Processing Services	2660	0	0	0	0	0	0	0	0	0	0
71	<b>Total Support Services - Central</b>	<b>2600</b>	<b>0</b>	<b>0</b>	<b>0</b>	<b>0</b>	<b>0</b>	<b>0</b>	<b>0</b>	<b>0</b>	<b>0</b>	<b>4,000</b>
72	Other Support Services (Describe & Itemize)	2900	0	0	0	0	0	0	0	0	0	0
73	<b>Total Support Services</b>	<b>2000</b>	<b>1,694,599</b>	<b>309,505</b>	<b>261,526</b>	<b>254,187</b>	<b>29,184</b>	<b>12,229</b>	<b>14,164</b>	<b>7,920</b>	<b>2,583,314</b>	<b>2,771,134</b>
74	<b>COMMUNITY SERVICES (ED)</b>	<b>3000</b>	0	0	0	0	0	0	0	0	0	10
75	<b>PAYMENTS TO OTHER DISTRICTS &amp; GOVT UNITS (ED)</b>											
76	<b>PAYMENTS TO OTHER GOVT UNITS (IN-STATE)</b>											
77	Payments for Regular Programs	4110			0			0			0	0
78	Payments for Special Education Programs	4120			974,529			0			974,529	1,110,000
79	Payments for Adult/Continuing Education Programs	4130			0			0			0	0
80	Payments for CTE Programs	4140			0			0			0	0
81	Payments for Community College Programs	4170			0			0			0	0
82	Other Payments to In-State Govt. Units (Describe & Itemize)	4190			0			0			0	0
83	<b>Total Payments to Dist &amp; Other Govt Units (In-State)</b>	<b>4100</b>			<b>974,529</b>			<b>0</b>			<b>974,529</b>	<b>1,110,000</b>
84	Payments for Regular Programs - Tuition	4210						0			0	0
85	Payments for Special Education Programs - Tuition	4220						0			0	0
86	Payments for Adult/Continuing Education Programs - Tuition	4230						0			0	0
87	Payments for CTE Programs - Tuition	4240						0			0	0
88	Payments for Community College Programs - Tuition	4270						0			0	0
89	Payments for Other Programs - Tuition	4280						0			0	0
90	Other Payments to In-State Govt Units	4290						0			0	0
91	<b>Total Payments to Other District &amp; Govt Units -Tuition (In State)</b>	<b>4200</b>						<b>0</b>			<b>0</b>	<b>0</b>
92	Payments for Regular Programs - Transfers	4310						0			0	0
93	Payments for Special Education Programs - Transfers	4320						0			0	0
94	Payments for Adult/Continuing Ed Programs - Transfers	4330						0			0	0

STATEMENT OF EXPENDITURES DISBURSED/EXPENDITURES, BUDGET TO ACTUAL  
FOR THE YEAR ENDING JUNE 30, 2011

	A	B	C	D	E	F	G	H	I	J	K	L
1			(100)	(200)	(300)	(400)	(500)	(600)	(700)	(800)	(900)	
2	Description	Funct #	Salaries	Employee Benefits	Purchased Services	Supplies & Materials	Capital Outlay	Other Objects	Non-Capitalized Equipment	Termination Benefits	Total	Budget
95	Payments for CTE Programs - Transfers	4340						0			0	0
96	Payments for Community College Program - Transfers	4370						0			0	0
97	Payments for Other Programs - Transfers	4380						0			0	0
98	Other Payments to In-State Govt Units - Transfers	4390			0			0			0	0
99	<b>Total Payments to Other District &amp; Govt Units - Transfers (In-State)</b>	<b>4300</b>			0			0			0	0
100	Payments to Other Dist & Govt Units (Out-of-State)	4400			0			0			0	0
101	<b>Total Payments to Other District &amp; Govt Units</b>	<b>4000</b>			974,529			0			974,529	1,110,000
102	<b>DEBT SERVICES (ED)</b>											
103	<b>DEBT SERVICES - INTEREST ON SHORT-TERM DEBT</b>											
104	Tax Anticipation Warrants	5110						0			0	0
105	Tax Anticipation Notes	5120						0			0	0
106	Corporate Personal Prop. Repl. Tax Anticipation Notes	5130						0			0	0
107	State Aid Anticipation Certificates	5140						0			0	0
108	Other Interest on Short-Term Debt	5150						0			0	0
109	<b>Total Interest on Short-Term Debt</b>	<b>5100</b>						0			0	0
110	<b>Debt Services - Interest on Long-Term Debt</b>	<b>5200</b>						0			0	0
111	<b>Total Debt Services</b>	<b>5000</b>						0			0	0
112	<b>PROVISIONS FOR CONTINGENCIES (ED)</b>	<b>6000</b>										0
113	<b>Total Direct Disbursements/Expenditures</b>		5,848,213	971,152	1,245,527	437,802	38,974	14,206	17,949	7,920	8,581,743	9,273,683
114	<b>Excess (Deficiency) of Receipts/Revenues Over Disbursements/Expenditures</b>										1,035,513	
115												
116	<b>20 - OPERATIONS &amp; MAINTENANCE FUND (O&amp;M)</b>											
117	<b>SUPPORT SERVICES (O&amp;M)</b>											
118	<b>SUPPORT SERVICES - PUPILS</b>											
119	Other Support Services - Pupils (Describe & Itemize)	2190	0	0	0	0	0	0	0	0	0	0
120	<b>SUPPORT SERVICES - BUSINESS</b>											
121	Direction of Business Support Services	2510	0	0	0	0	0	0	0	0	0	0
122	Facilities Acquisition & Construction Services	2530	0	0	0	111,270	101,341	0	0	0	212,611	158,410
123	Operation & Maintenance of Plant Services	2540	360,086	47,542	212,552	321,167	0	560	0	0	941,907	1,036,039
124	Pupil Transportation Services	2550	0	0	0	0	0	0	0	0	0	0
125	Food Services	2560					0		0		0	0
126	<b>Total Support Services - Business</b>	<b>2500</b>	<b>360,086</b>	<b>47,542</b>	<b>212,552</b>	<b>432,437</b>	<b>101,341</b>	<b>560</b>	<b>0</b>	<b>0</b>	<b>1,154,518</b>	<b>1,194,449</b>
127	Other Support Services (Describe & Itemize)	2900	0	0	0	0	0	0	0	0	0	0
128	<b>Total Support Services</b>	<b>2000</b>	<b>360,086</b>	<b>47,542</b>	<b>212,552</b>	<b>432,437</b>	<b>101,341</b>	<b>560</b>	<b>0</b>	<b>0</b>	<b>1,154,518</b>	<b>1,194,449</b>
129	<b>COMMUNITY SERVICES (O&amp;M)</b>	<b>3000</b>	0	0	0	0	0	0	0	0	0	0
130	<b>PAYMENTS TO OTHER DIST &amp; GOVT UNITS (O&amp;M)</b>											
131	<b>PAYMENTS TO OTHER GOVT UNITS (IN-STATE)</b>											
132	Payments for Special Education Programs	4120			0			0			0	0
133	Payments for CTE Programs	4140			0			0			0	0
134	Other Payments to In-State Govt. Units (Describe & Itemize)	4190			0			0			0	0
135	<b>Total Payments to Other Govt. Units (In-State)</b>	<b>4100</b>			0			0			0	0
136	Payments to Other Govt. Units (Out of State)	4400						0			0	0
137	<b>Total Payments to Other Dist &amp; Govt Units</b>	<b>4000</b>			0			0			0	0
138	<b>DEBT SERVICES (O&amp;M)</b>	<b>5000</b>										
139	<b>DEBT SERVICES - INTEREST ON SHORT-TERM DEBT</b>											
140	Tax Anticipation Warrants	5110						0			0	0
141	Tax Anticipation Notes	5120						0			0	0

**STATEMENT OF EXPENDITURES DISBURSED/EXPENDITURES, BUDGET TO ACTUAL  
FOR THE YEAR ENDING JUNE 30, 2011**

	A	B	C	D	E	F	G	H	I	J	K	L
1			(100)	(200)	(300)	(400)	(500)	(600)	(700)	(800)	(900)	
2	Description	Funct #	Salaries	Employee Benefits	Purchased Services	Supplies & Materials	Capital Outlay	Other Objects	Non-Capitalized Equipment	Termination Benefits	Total	Budget
142	Corporate Personal Prop. Repl. Tax Anticipation Notes	5130						0			0	0
143	State Aid Anticipation Certificates	5140						0			0	0
144	Other Interest on Short-Term Debt (Describe & Itemize)	5150						0			0	0
145	<b>Total Debt Service - Interest on Short-Term Debt</b>	<b>5100</b>						<b>0</b>			<b>0</b>	<b>0</b>
146	<b>DEBT SERVICE - INTEREST ON LONG-TERM DEBT</b>	<b>5200</b>						0			0	0
147	<b>Total Debt Services</b>	<b>5000</b>						0			0	0
148	<b>PROVISIONS FOR CONTINGENCIES (O&amp;M)</b>	<b>6000</b>										10
149	<b>Total Direct Disbursements/Expenditures</b>		360,086	47,542	212,552	432,437	101,341	560	0	0	1,154,518	1,194,459
150	<b>Excess (Deficiency) of Receipts/Revenues/Over</b>										<b>(117,585)</b>	
151												
152	<b>30 - DEBT SERVICES (DS)</b>											
153	<b>PAYMENTS TO OTHER DIST &amp; GOVT UNITS (DS)</b>	<b>4000</b>						0			0	0
154	<b>DEBT SERVICES (DS)</b>	<b>5000</b>										
155	<b>DEBT SERVICES - INTEREST ON SHORT-TERM DEBT</b>											
156	Tax Anticipation Warrants	5110						0			0	0
157	Tax Anticipation Notes	5120						0			0	0
158	Corporate Personal Prop. Repl. Tax Anticipation Notes	5130						0			0	0
159	State Aid Anticipation Certificates	5140						0			0	50,000
160	Other Interest on Short-Term Debt (Describe & Itemize)	5150						0			0	0
161	<b>Total Debt Services - Interest On Short-Term Debt</b>	<b>5100</b>						<b>0</b>			<b>0</b>	<b>50,000</b>
162	<b>DEBT SERVICES - INTEREST ON LONG-TERM DEBT</b>	<b>5200</b>						297,735			297,735	647,012
163	<b>DEBT SERVICES - PAYMENTS OF PRINCIPAL ON LONG-TERM DEBT (Lease/Purchase Principal Retired) <sup>11</sup></b>	<b>5300</b>										
164	DEBT SERVICES - OTHER (Describe & Itemize)	5400			109,350			1,208			110,558	175
165	<b>Total Debt Services</b>	<b>5000</b>			<b>109,350</b>			<b>770,808</b>			<b>880,158</b>	<b>724,706</b>
166	<b>PROVISION FOR CONTINGENCIES (DS)</b>	<b>6000</b>										0
167	<b>Total Disbursements/ Expenditures</b>				109,350			770,808			880,158	724,706
168	<b>Excess (Deficiency) of Receipts/Revenues Over Disbursements/Expenditures</b>										<b>(152,476)</b>	
169												
170	<b>40 - TRANSPORTATION FUND (TR)</b>											
171	<b>SUPPORT SERVICES (TR)</b>											
172	<b>SUPPORT SERVICES - PUPILS</b>											
173	Other Support Services - Pupils (Describe & Itemize)	2190	0	0	0	0	0	0	0	0	0	0
174	<b>SUPPORT SERVICES - BUSINESS</b>											
175	Pupil Transportation Services	2550	12,982	0	569,581	0	0	0	0	0	582,563	538,299
176	Other Support Services (Describe & Itemize)	2900	0	0	0	0	0	0	0	0	0	0
177	<b>Total Support Services</b>	<b>2000</b>	<b>12,982</b>	<b>0</b>	<b>569,581</b>	<b>0</b>	<b>0</b>	<b>0</b>	<b>0</b>	<b>0</b>	<b>582,563</b>	<b>538,299</b>
178	<b>COMMUNITY SERVICES (TR)</b>	<b>3000</b>	<b>0</b>	<b>0</b>	<b>0</b>	<b>0</b>	<b>0</b>	<b>0</b>	<b>0</b>	<b>0</b>	<b>0</b>	<b>0</b>
179	<b>PAYMENTS TO OTHER DIST &amp; GOVT UNITS (TR)</b>											
180	<b>PAYMENTS TO OTHER GOVT UNITS (IN-STATE)</b>											
181	Payments for Regular Programs	4110			0			0			0	0
182	Payments for Special Education Programs	4120			0			0			0	0
183	Payments for Adult/Continuing Education Programs	4130			0			0			0	0
184	Payments for CTE Programs	4140			0			0			0	0
185	Payments for Community College Programs	4170			0			0			0	0
186	Other Payments to In-State Govt. Units (Describe & Itemize)	4190			0			0			0	0
187	<b>Total Payments to Other Govt. Units (In-State)</b>	<b>4100</b>			<b>0</b>			<b>0</b>			<b>0</b>	<b>0</b>

**STATEMENT OF EXPENDITURES DISBURSED/EXPENDITURES, BUDGET TO ACTUAL  
FOR THE YEAR ENDING JUNE 30, 2011**

	A	B	C	D	E	F	G	H	I	J	K	L
1			(100)	(200)	(300)	(400)	(500)	(600)	(700)	(800)	(900)	
2	Description	Funct #	Salaries	Employee Benefits	Purchased Services	Supplies & Materials	Capital Outlay	Other Objects	Non-Capitalized Equipment	Termination Benefits	Total	Budget
188	PAYMENTS TO OTHER GOVT UNITS (OUT-OF-STATE)	4400			0			0			0	0
189	<b>Total Payments to Other Dist &amp; Govt Units</b>	<b>4000</b>			0			0			0	0
190	<b>DEBT SERVICES (TR)</b>											
191	<b>DEBT SERVICE - INTEREST ON SHORT-TERM DEBT</b>											
192	Tax Anticipation Warrants	5110						0			0	0
193	Tax Anticipation Notes	5120						0			0	0
194	Corporate Personal Prop. Repl. Tax Anticipation Notes	5130						0			0	0
195	State Aid Anticipation Certificates	5140						0			0	0
196	Other Interest on Short-Term Debt (Describe & Itemize)	5150						0			0	0
197	<b>Total Debt Services - Interest On Short-Term Debt</b>	<b>5100</b>						0			0	0
198	<b>DEBT SERVICES - INTEREST ON LONG-TERM DEBT</b>	<b>5200</b>						0			0	0
	<b>DEBT SERVICE - PAYMENTS OF PRINCIPAL ON LONG-TERM DEBT (Lease/Purchase Principal Retired) <sup>11</sup></b>	<b>5300</b>						0			0	0
199	<b>DEBT SERVICES - OTHER (Describe &amp; Itemize)</b>	<b>5400</b>						0			0	0
200	<b>Total Debt Services</b>							0			0	0
201	<b>PROVISION FOR CONTINGENCIES (TR)</b>	<b>6000</b>						0			0	0
202	<b>Total Disbursements/ Expenditures</b>		12,982	0	569,581	0	0	0	0	0	582,563	538,299
204	<b>Excess (Deficiency) of Receipts/Revenues Over Disbursements/Expenditures</b>										(4,843)	
205												
206	<b>50 - MUNICIPAL RETIREMENT/SOCIAL SECURITY FUND (MR/SS)</b>											
207	<b>INSTRUCTION (MR/SS)</b>											
208	Regular Programs	1100		45,986							45,986	56,906
209	Pre-K Programs	1125		550							550	1,942
210	Special Education Programs (Functions 1200-1220)	1200		51,219							51,219	52,935
211	Special Education Programs - Pre-K	1225		0							0	0
212	Remedial and Supplemental Programs - K-12	1250		7,774							7,774	7,086
213	Remedial and Supplemental Programs - Pre-K	1275		0							0	0
214	Adult/Continuing Education Programs	1300		0							0	0
215	CTE Programs	1400		0							0	0
216	Interscholastic Programs	1500		0							0	0
217	Summer School Programs	1600		0							0	0
218	Gifted Programs	1650		0							0	0
219	Driver's Education Programs	1700		0							0	0
220	Bilingual Programs	1800		1,231							1,231	2,103
221	Truants' Alternative & Optional Programs	1900		0							0	0
222	<b>Total Instruction</b>	<b>1000</b>		106,760							106,760	120,972
223	<b>SUPPORT SERVICES (MR/SS)</b>	<b>2000</b>										
224	<b>SUPPORT SERVICES - PUPILS</b>											
225	Attendance & Social Work Services	2110		0							0	0
226	Guidance Services	2120		641							641	809
227	Health Services	2130		10,016							10,016	9,559
228	Psychological Services	2140		0							0	0
229	Speech Pathology & Audiology Services	2150		2,314							2,314	2,480
230	Other Support Services - Pupils (Describe & Itemize)	2190		25							25	0
231	<b>Total Support Services - Pupils</b>	<b>2100</b>		12,996							12,996	12,848
232	<b>SUPPORT SERVICES - INSTRUCTIONAL STAFF</b>											
233	Improvement of Instruction Services	2210		3,526							3,526	6,049
234	Educational Media Services	2220		49,098							49,098	50,574
235	Assessment & Testing	2230		0							0	0
236	<b>Total Support Services - Instructional Staff</b>	<b>2200</b>		52,624							52,624	56,623

**STATEMENT OF EXPENDITURES DISBURSED/EXPENDITURES, BUDGET TO ACTUAL  
FOR THE YEAR ENDING JUNE 30, 2011**

1	A	B	C	D	E	F	G	H	I	J	K	L
2	Description	Funct #	(100) Salaries	(200) Employee Benefits	(300) Purchased Services	(400) Supplies & Materials	(500) Capital Outlay	(600) Other Objects	(700) Non-Capitalized Equipment	(800) Termination Benefits	(900) Total	Budget
237	<b>SUPPORT SERVICES - GENERAL ADMINISTRATION</b>											
238	Board of Education Services	2310		0							0	0
239	Executive Administration Services	2320		7,703							7,703	12,535
240	Service Area Administrative Services	2330		0							0	0
241	Claims Paid from Self Insurance Fund	2361		0							0	0
242	Workers' Compensation or Workers' Occupation Disease Acts Payments	2362		0							0	0
243	Unemployment Insurance Payments	2363		0							0	0
244	Insurance Payments (Regular or Self-Insurance)	2364		0							0	0
245	Risk Management and Claims Services Payments	2365		0							0	0
246	Judgment and Settlements	2366		0							0	0
247	Educational, Inspectional, Supervisory Services Related to Loss Prevention or Reduction	2367		0							0	0
248	Reciprocal Insurance Payments	2368		0							0	0
249	Legal Services	2369		0							0	0
250	<b>Total Support Services - General Administration</b>	<b>2300</b>		<b>7,703</b>							<b>7,703</b>	<b>12,535</b>
251	<b>SUPPORT SERVICES - SCHOOL ADMINISTRATION</b>											
252	Office of the Principal Services	2410		30,073							30,073	28,247
253	Other Support Services - School Administration (Describe & Itemize)	2490		0							0	0
254	<b>Total Support Services - School Administration</b>	<b>2400</b>		<b>30,073</b>							<b>30,073</b>	<b>28,247</b>
255	<b>SUPPORT SERVICES - BUSINESS</b>											
256	Direction of Business Support Services	2510		18,006							18,006	17,409
257	Fiscal Services	2520		1,119							1,119	119
258	Facilities Acquisition & Construction Services	2530		0							0	0
259	Operation & Maintenance of Plant Services	2540		56,412							56,412	51,922
260	Pupil Transportation Services	2550		2,340							2,340	2,995
261	Food Services	2560		0							0	0
262	Internal Services	2570		0							0	0
263	<b>Total Support Services - Business</b>	<b>2500</b>		<b>77,877</b>							<b>77,877</b>	<b>72,445</b>
264	<b>SUPPORT SERVICES - CENTRAL</b>											
265	Direction of Central Support Services	2610		0							0	0
266	Planning, Research, Development, & Evaluation Services	2620		0							0	0
267	Information Services	2630		0							0	0
268	Staff Services	2640		0							0	0
269	Data Processing Services	2660		0							0	0
270	<b>Total Support Services - Central</b>	<b>2600</b>		<b>0</b>							<b>0</b>	<b>0</b>
271	Other Support Services (Describe & Itemize)	2900		0							0	0
272	<b>Total Support Services</b>	<b>2000</b>		<b>181,273</b>							<b>181,273</b>	<b>182,698</b>
273	<b>COMMUNITY SERVICES (MR/SS)</b>	<b>3000</b>		0							0	0
274	<b>PAYMENTS TO OTHER DIST &amp; GOVT UNITS (MR/SS)</b>											
275	Payments for Special Education Programs	4120		0							0	0
276	Payments for CTE Programs	4140		0							0	0
277	<b>Total Payments to Other Dist &amp; Govt Units</b>	<b>4000</b>		<b>0</b>							<b>0</b>	<b>0</b>
278	<b>DEBT SERVICES (MR/SS)</b>											
279	<b>DEBT SERVICE - INTEREST ON SHORT-TERM DEBT</b>											
280	Tax Anticipation Warrants	5110						0			0	0
281	Tax Anticipation Notes	5120						0			0	0
282	Corporate Personal Prop. Repl. Tax Anticipation Notes	5130						0			0	0

STATEMENT OF EXPENDITURES DISBURSED/EXPENDITURES, BUDGET TO ACTUAL  
FOR THE YEAR ENDING JUNE 30, 2011

	A	B	C	D	E	F	G	H	I	J	K	L
1			(100)	(200)	(300)	(400)	(500)	(600)	(700)	(800)	(900)	
2	Description	Funct #	Salaries	Employee Benefits	Purchased Services	Supplies & Materials	Capital Outlay	Other Objects	Non-Capitalized Equipment	Termination Benefits	Total	Budget
283	State Aid Anticipation Certificates	5140						0			0	0
284	Other (Describe & Itemize)	5150						0			0	0
285	<b>Total Debt Services - Interest</b>	<b>5000</b>						<b>0</b>			<b>0</b>	<b>0</b>
286	<b>PROVISION FOR CONTINGENCIES (MR/SS)</b>	<b>6000</b>										0
287	<b>Total Disbursements/Expenditures</b>			288,033				0			288,033	303,670
288	<b>Excess (Deficiency) of Receipts/Revenues Over Disbursements/Expenditures</b>										34,448	
289												
290	<b>60 - CAPITAL PROJECTS (CP)</b>											
291	<b>SUPPORT SERVICES (CP)</b>											
292	<b>SUPPORT SERVICES - BUSINESS</b>											
293	Facilities Acquisition and Construction Services	2530	0	0	0	0	0	0	0	0	0	0
294	Other Support Services (Describe & Itemize)	2900	0	0	0	0	0	0	0	0	0	0
295	<b>Total Support Services</b>	<b>2000</b>	<b>0</b>	<b>0</b>	<b>0</b>	<b>0</b>	<b>0</b>	<b>0</b>	<b>0</b>	<b>0</b>	<b>0</b>	<b>0</b>
296	<b>PAYMENTS TO OTHER DIST &amp; GOVT UNITS (CP)</b>											
297	<b>PAYMENTS TO OTHER GOVT UNITS (In-State)</b>											
298	Payments to Other Govt Units (In-State)	4100			0			0			0	0
299	Payments for Special Education Programs	4120			0			0			0	0
300	Payments for CTE Programs	4140			0			0			0	0
301	Other Payments to In-State Govt. Units (Describe & Itemize)	4190			0			0			0	0
302	<b>Total Payments to Other Dist &amp; Govt Units</b>	<b>4000</b>			<b>0</b>			<b>0</b>			<b>0</b>	<b>0</b>
303	<b>PROVISION FOR CONTINGENCIES (S&amp;C/CI)</b>	<b>6000</b>										0
304	<b>Total Disbursements/ Expenditures</b>		0	0	0	0	0	0	0	0	0	0
305	<b>Excess (Deficiency) of Receipts/Revenues Over Disbursements/Expenditures</b>										0	
306												
307	<b>70 - WORKING CASH (WC)</b>											
308												
309	<b>80 - TORT FUND (TF)</b>											
310	<b>SUPPORT SERVICES - GENERAL ADMINISTRATION</b>											
311	Claims Paid from Self Insurance Fund	2361	0	0	0	0	0	0	0	0	0	0
312	Workers' Compensation or Workers' Occupation Disease Acts Payments	2362	0	0	0	0	0	0	0	0	0	0
313	Unemployment Insurance Payments	2363	0	0	0	0	0	0	0	0	0	0
314	Insurance Payments (Regular or Self-Insurance)	2364	0	0	0	0	0	0	0	0	0	0
315	Risk Management and Claims Services Payments	2365	0	0	0	0	0	0	0	0	0	0
316	Judgment and Settlements	2366	0	0	0	0	0	0	0	0	0	0
317	Educational, Inspectional, Supervisory Services Related to Loss Prevention or Reduction	2367	0	0	0	0	0	0	0	0	0	0
318	Reciprocal Insurance Payments	2368	0	0	0	0	0	0	0	0	0	0
319	Legal Services	2369	0	0	0	0	0	0	0	0	0	0
320	Property Insurance (Buildings & Grounds)	2371	0	0	0	0	0	0	0	0	0	0
321	Vehicle Insurance (Transportation)	2372	0	0	0	0	0	0	0	0	0	0
322	<b>Total Support Services - General Administration</b>	<b>2000</b>	<b>0</b>	<b>0</b>	<b>0</b>	<b>0</b>	<b>0</b>	<b>0</b>	<b>0</b>	<b>0</b>	<b>0</b>	<b>0</b>
323	<b>DEBT SERVICES (TF)</b>	<b>5000</b>										
324	<b>DEBT SERVICES - INTEREST ON SHORT-TERM DEBT</b>											
325	Tax Anticipation Warrants	5110						0			0	0
326	Corporate Personal Prop. Repl. Tax Anticipation Notes	5130						0			0	0

**STATEMENT OF EXPENDITURES DISBURSED/EXPENDITURES, BUDGET TO ACTUAL  
FOR THE YEAR ENDING JUNE 30, 2011**

1	A	B	C	D	E	F	G	H	I	J	K	L
2	Description	Funct #	(100) Salaries	(200) Employee Benefits	(300) Purchased Services	(400) Supplies & Materials	(500) Capital Outlay	(600) Other Objects	(700) Non-Capitalized Equipment	(800) Termination Benefits	(900) Total	Budget
327	Other Interest or Short-Term Debt	5150						0			0	0
328	<b>Total Debt Services - Interest on Short-Term Debt</b>	<b>5000</b>						0			0	0
329	<b>PROVISIONS FOR CONTINGENCIES (TF)</b>	<b>6000</b>										0
330	<b>Total Disbursements/Expenditures</b>		0	0	0	0	0	0	0	0	0	0
331	Excess (Deficiency) of Receipts/Revenues Over										0	
332												
333	<b>90 - FIRE PREVENTION &amp; SAFETY FUND (FP&amp;S)</b>											
334	<b>SUPPORT SERVICES (FP&amp;S)</b>											
335	<b>SUPPORT SERVICES - BUSINESS</b>											
336	Facilities Acquisition & Construction Services	2530	0	0	0	0	0	0	0	0	0	0
337	Operation & Maintenance of Plant Services	2540	0	0	0	0	0	0	0	0	0	0
338	<b>Total Support Services - Business</b>	<b>2500</b>	<b>0</b>	<b>0</b>	<b>0</b>	<b>0</b>	<b>0</b>	<b>0</b>	<b>0</b>	<b>0</b>	<b>0</b>	<b>0</b>
339	Other Support Services (Describe & Itemize)	2900	0	0	0	0	0	0	0	0	0	0
340	<b>Total Support Services</b>	<b>2000</b>	<b>0</b>	<b>0</b>	<b>0</b>	<b>0</b>	<b>0</b>	<b>0</b>	<b>0</b>	<b>0</b>	<b>0</b>	<b>0</b>
341	<b>PAYMENTS TO OTHER DIST &amp; GOVT UNITS (FP&amp;S)</b>											
342	Other Payments to In-State Govt. Units (Describe & Itemize)	4190						0			0	0
343	<b>Total Payments to Other Dist &amp; Govt Units</b>	<b>4000</b>						0			0	0
344	<b>DEBT SERVICES (FP&amp;S)</b>											
345	<b>DEBT SERVICES- INTEREST ON SHORT-TERM DEBT</b>											
346	Tax Anticipation Warrants	5110						0			0	0
347	Other Interest on Short-Term Debt (Describe & Itemize)	5150						0			0	0
348	<b>Total Debt Service - Interest on Short-Term Debt</b>	<b>5100</b>						0			0	0
349	<b>DEBT SERVICES - INTEREST ON LONG-TERM DEBT</b>	<b>5200</b>						0			0	0
	Debt Service - Payments of Principal on Long-Term Debt	5300										
350	<sup>15</sup> (Lease/Purchase Principal Retired)							0			0	0
351	<b>Total Debt Service</b>	<b>5000</b>						0			0	0
352	<b>PROVISION FOR CONTINGENCIES (FP&amp;S)</b>	<b>6000</b>										0
353	<b>Total Disbursements/Expenditures</b>		0	0	0	0	0	0	0	0	0	0
354	Excess (Deficiency) of Receipts/Revenues Over Disbursements/Expenditures										0	



**FEDERAL STIMULUS - AMERICAN RECOVERY AND REINVESTMENT ACT (ARRA) of 2009**  
(Detailed Schedule of Receipts and Disbursements)

	A	B	C	D	E	F	G	H	I	J	K	L
1	<i>District's Accounting Basis is CASH</i>		---RECEIPTS---	---DISBURSEMENTS---								
2				(100)	(200)	(300)	(400)	(500)	(600)	(700)	(800)	(900)
3	ARRA Revenue Source Code	Acct #	ARRA Receipts	Salaries	Employee Benefits	Purchased Services	Supplies & Materials	Capital Outlay	Other	Non-Capitalized Equipment	Termination Benefits	Total Expenditures
4	<b>Beginning Balance July 1, 2010</b>											
5	ARRA - General State Aid	4850	0									0
6	ARRA - Title I Low Income	4851	31,024	31,024								31,024
7	ARRA - Title I Neglected - Private	4852	0									0
8	ARRA - Title I Delinquent - Private	4853	0									0
9	ARRA - Title I School Improvement (Part A)	4854	0									0
10	ARRA - Title I School Improvement (Section 1003g)	4855	0									0
11	ARRA - IDEA Part B Preschool	4856	0									0
12	ARRA - IDEA Part B Flow Through	4857	0									0
13	ARRA - Title II D Technology Formula	4860	0									0
14	ARRA - Title II D Technology Competitive	4861	0									0
15	ARRA - McKenney - Vento Homeless Education	4862	0									0
16	ARRA - Child Nutrition Equipment Assistance	4863	0									0
17	Impact Aid Construction Formula	4864	0									0
18	Impact Aid Construction Competitive	4865	0									0
19	QZAB Tax Credits	4866	0									0
20	QSCB Tax Credits	4867	0									0
21	Build America Bonds Tax Credits	4868	0									0
22	Build America Bonds Interest Reimbursement	4869	0									0
23	ARRA - General State Aid - Other Govt Services Stabilization	4870	0									0
24	ARRA - Other II	4871	0									0
25	ARRA - Other III	4872	0									0
26	ARRA - Other IV	4873	0									0
27	ARRA - Other V	4874	0									0
28	ARRA - Early Childhood	4875	0									0
29	ARRA - Other VII	4876	0									0
30	ARRA - Other VIII	4877	0									0
31	ARRA - Other IX	4878	0									0
32	ARRA - Other X	4879	0									0
33	ARRA - Other XI	4880	20,574	20,574								20,574
34	<b>Total ARRA Programs</b>		<b>51,598</b>	<b>51,598</b>	<b>0</b>	<b>0</b>	<b>0</b>	<b>0</b>	<b>0</b>	<b>0</b>		<b>51,598</b>
35	<b>Ending Balance June 30, 2011</b>		<b>0</b>									

1. Were any funds from the State Fiscal Stabilization Fund Program (SFSF) General State-Aid Accounts 4850, line 5 & 4870, line 23) used for the following non-allowable purposes:
- Payments of maintenance costs;
  - Stadiums or other facilities used for athletic contests, exhibitions or other events for which admission is charged to the general public;
  - Purchase or upgrade of vehicles;
  - Improvements of stand-alone facilities whose purpose is not the education of children such as central office administrative buildings;
  - Financial assistance to students to attend private elementary or secondary schools unless the funds are used to provide special education and related services to children with disabilities as authorized by the IDEA Act;
  - School modernization, renovation, or repair that is inconsistent with State Law.

2. If any above boxes are checked provide the total amount of questioned costs and provide an explanation below: \_\_\_\_\_

	A	B	C	D	E	F
1	<b>SCHEDULE OF AD VALOREM TAX RECEIPTS</b>					
2	<b>Description</b>	<b>Taxes Received 7-1-10 Thru 6-30-11 (from 2010 Levy &amp; Prior Levies) *</b>	<b>Taxes Received (from the 2010 Levy)</b>	<b>Taxes Received (from 2009 &amp; Prior Levies)</b>	<b>Total Estimated Taxes (from the 2010 Levy)</b>	<b>Estimated Taxes Due (from the 2010 Levy)</b>
3				<b>(Column B - C)</b>		<b>(Column E - C)</b>
4	Educational	8,066,240	4,014,077	4,052,163	8,130,771	4,116,694
5	Operations & Maintenance	989,877	381,438	608,439	772,628	391,190
6	Debt Services **	727,376	348,679	378,697	706,271	357,592
7	Transportation	355,065	179,182	175,883	362,945	183,763
8	Municipal Retirement	161,848	78,339	83,509	158,680	80,341
9	Capital Improvements	0		0		0
10	Working Cash	0		0		0
11	Tort Immunity	0		0		0
12	Fire Prevention & Safety	0		0		0
13	Leasing Levy	0		0		0
14	Special Education	100,126	48,997	51,129	99,247	50,250
15	Area Vocational Construction	0		0		0
16	Social Security/Medicare Only	133,017	67,229	65,788	136,176	68,947
17	Summer School	0		0		0
18	Other (Describe & Itemize)	0		0		0
19	<b>Totals</b>	<b>10,533,549</b>	<b>5,117,941</b>	<b>5,415,608</b>	<b>10,366,718</b>	<b>5,248,777</b>
20						
21	* The formulas in column B are unprotected to be overridden when reporting on a ACCRUAL basis.					
22	** All tax receipts for debt service payments on bonds must be recorded on line 6 (Debt Services).					

	A	B	C	D	E	F	G	H	I	J
1	<b>SCHEDULE OF SHORT-TERM DEBT</b>									
2	Description	Outstanding Beginning 07/01/10	Issued 07/01/10 Through 06/30/11	Retired 07/01/10 Through 06/30/11	Outstanding Ending 06/30/11					
3	<b>CORPORATE PERSONAL PROPERTY REPLACEMENT TAX ANTICIPATION NOTES (CPPRT)</b>									
4	<b>Total CPPRT Notes</b>				0					
5	<b>TAX ANTICIPATION WARRANTS (TAW)</b>									
6	Educational Fund				0					
7	Operations & Maintenance Fund				0					
8	Debt Services - Construction				0					
9	Debt Services - Working Cash				0					
10	Debt Services - Refunding Bonds				0					
11	Transportation Fund				0					
12	Municipal Retirement/Social Security Fund				0					
13	Fire Prevention & Safety Fund				0					
14	Other - (Describe & Itemize)				0					
15	<b>Total TAWs</b>	0	0	0	0					
16	<b>TAX ANTICIPATION NOTES (TAN)</b>									
17	Educational Fund				0					
18	Operations & Maintenance Fund				0					
19	Fire Prevention & Safety Fund				0					
20	Other - (Describe & Itemize)				0					
21	<b>Total TANs</b>	0	0	0	0					
22	<b>TEACHERS/EMPLOYEES' ORDERS (T/EO)</b>									
23	<b>Total T/EOs (Educational, Operations &amp; Maintenance, &amp; Transportation Funds)</b>				0					
24	<b>GENERAL STATE-AID ANTICIPATION CERTIFICATES (GSAAC)</b>									
25	<b>Total GSAACs (All Funds)</b>				0					
26	<b>OTHER SHORT-TERM BORROWING</b>									
27	<b>Total Other Short-Term Borrowing (Describe &amp; Itemize)</b>				0					
28										
29	<b>SCHEDULE OF LONG-TERM DEBT</b>									
30	Identification or Name of Issue	Date of Issue (mm/dd/yy)	Amount of Original Issue	Type of Issue *	Outstanding 07/1/10	Issued 7/1/10 thru 6/30/11	Difference With page 7, line 32	Retired 7/1/10 thru 6/30/11	Outstanding 6/30/11	Amount to be Provided for Payment on Long-Term Debt
31	2002A	06/10/02	3,798,591	2	1,009,044		(136,268)	333,170	539,606	351,363
32	2002B	06/10/02	1,995,000	3	0			0	0	(2,044)
33	2007.	03/07/07	2,685,000	1	2,500,000		(1,045,000)	100,000	1,355,000	1,274,134
34	2011.	04/28/11	7,395,000	3		7,395,000			7,395,000	7,284,799
35	Capital Lease		258,658	7	258,658			38,695	219,963	219,963
36									0	
37									0	
38									0	
39									0	
40									0	
41									0	
42									0	
43									0	
44									0	
45									0	
46									0	
47									0	
48									0	
49			16,132,249		3,767,702	7,395,000	(1,181,268)	471,865	9,509,569	9,128,215
50										
51	* Each type of debt issued must be identified separately with the amount:									
52	1. Working Cash Fund Bonds		4. Fire Prevent, Safety, Environmental and Energy Bonds		7. Other Capital lease					
53	2. Funding Bonds		5. Tort Judgment Bonds		8. Other					
54	3. Refunding Bonds		6. Building Bonds		9. Other					

**Schedule of Restricted Local Tax Levies and Selected Revenues Sources  
Schedule of Tort Immunity Expenditures  
2010-11**

	A	B	C	D	E	F	G	H	I	J	K	
<b>1</b>	<b>SCHEDULE OF RESTRICTED LOCAL TAX LEVIES AND SELECTED REVENUE SOURCES</b>											
<b>2</b>	<b>Description</b>		<b>Account No</b>		<b>Tort Immunity<sup>a</sup></b>	<b>Special Education</b>	<b>Area Vocational Construction</b>	<b>School Facility Occupation Taxes<sup>b</sup></b>	<b>Driver Education</b>			
<b>3</b>	<b>Cash Basis Fund Balance as of July 1, 2010</b>											
<b>4</b>	<b>RECEIPTS:</b>											
<b>5</b>	Ad Valorem Taxes Received by District		10, 20, 40 or 50-1100			100,126						
<b>6</b>	Earnings on Investments		10, 20, 40, 50 or 60-1500									
<b>7</b>	Drivers' Education Fees		10-1970								0	
<b>8</b>	School Facility Occupation Tax Proceeds		30 or 60-1983					0				
<b>9</b>	Driver Education		10 or 20-3370								0	
<b>10</b>	Other Receipts (Describe & Itemize on tab "Itemization 32")		--									
<b>11</b>	Sale of Bonds		10, 20, 40 or 60-7200									
<b>12</b>	<b>Total Receipts</b>				<b>0</b>	<b>100,126</b>	<b>0</b>	<b>0</b>			<b>0</b>	
<b>13</b>	<b>DISBURSEMENTS:</b>											
<b>14</b>	Instruction		10 or 50-1000			100,126					0	
<b>15</b>	Facilities Acquisition & Construction Services		20 or 60-2530									
<b>16</b>	Tort Immunity Services		10, 20, 40-2360-2370									
<b>17</b>	<b>DEBT SERVICE</b>											
<b>18</b>	Debt Services - Interest on Long-Term Debt		30-5200									
<b>19</b>	Debt Services - Payments of Principal on Long-Term Debt (Lease/Purchase Principal Retired)		30-5300									
<b>20</b>	Debt Services Other (Describe & Itemize on tab "Itemization 32")		30-5400									
<b>21</b>	<b>Total Debt Services</b>							0				
<b>22</b>	Other Disbursements (Describe & Itemize on tab "Itemization 32")		--									
<b>23</b>	<b>Total Disbursements</b>				<b>0</b>	<b>100,126</b>	<b>0</b>	<b>0</b>			<b>0</b>	
<b>24</b>	<b>Ending Cash Basis Fund Balance as of June 30, 2011</b>							<b>0</b>	<b>0</b>	<b>0</b>	<b>0</b>	<b>0</b>
<b>25</b>	<b>Reserved Fund Balance</b>		714									
<b>26</b>	<b>Unreserved Fund Balance</b>		730		<b>0</b>	<b>0</b>	<b>0</b>	<b>0</b>			<b>0</b>	

<b>28</b>	<b>SCHEDULE OF TORT IMMUNITY EXPENDITURES<sup>a</sup></b>										
<b>30</b>	Yes <input type="checkbox"/> No <input type="checkbox"/> Has the entity established an insurance reserve pursuant to 745 ILCS 10/9-103?										
<b>31</b>	If yes, list in the aggregate the following:										
<b>32</b>											Total Claims Payments:
<b>33</b>											Total Reserve Remaining:
<b>34</b>	Using the following categories, list all other Tort Immunity expenditures <u>not</u> included in line 30 above. Include the total dollar amount for each category.										
<b>35</b>	<b>Expenditures:</b>										
<b>36</b>	Workers' Compensation Act and/or Workers' Occupational Disease Act										
<b>37</b>	Unemployment Insurance Act										
<b>38</b>	Insurance (Regular or Self-Insurance)										
<b>39</b>	Risk Management and Claims Service										
<b>40</b>	Judgments/Settlements										
<b>41</b>	Educational, Inspectional, Supervisory Services Related to Loss Prevention and/or Reduction										
<b>42</b>	Reciprocal Insurance Payments (Insurance Code 72, 76, and 81)										
<b>43</b>	Legal Services										
<b>44</b>	Principal and Interest on Tort Bonds										

<sup>a</sup> Schedules for Tort Immunity are to be completed **only if** expenditures have been reported in any fund other than the Tort Immunity Fund (80) during FY11 as a result of existing (restricted) fund balances in those other funds that are being spent down. Cell G6 above should include interest earnings only from these restricted tort immunity monies and only if reported in a fund **other** than Tort Immunity Fund (80).

<sup>b</sup> 55 ILCS 5/5-1006.7

	A	B	C	D	E	F	G	H	I	J	K	L
1												
2												
3	<b>Schedule of Capital Outlay and Depreciation</b>											
4	<b>Description of Assets</b>	<b>Acct #</b>	<b>Cost 7-1-10</b>	<b>Add: Additions 2010-11</b>	<b>Less: Deletions 2010-11</b>	<b>Cost 6-30-11</b>	<b>Life In Years</b>	<b>Accumulated Depreciation 7-1-10</b>	<b>Add: Depreciation Allowable 2010-11</b>	<b>Less: Depreciation Deletions 2010-11</b>	<b>Accumulated Depreciation 6-30-11</b>	<b>Balance Undepreciated 6-30-11</b>
5	<b>Works of Art &amp; Historical Treasures</b>	<b>210</b>				0					0	0
6	<b>Land</b>	<b>220</b>										
7	Non-Depreciable Land	221	1,541,800			1,541,800						1,541,800
8	Depreciable Land	222				0	50				0	0
9	<b>Buildings</b>	<b>230</b>										
10	Permanent Buildings	231	12,151,327	88,471		12,239,798	50	5,635,071	309,526		5,944,597	6,295,201
11	Temporary Buildings	232				0	25	0			0	0
12	Improvements Other than Buildings (Infrastructure)	240	96,220			96,220	20	91,175	3,351		94,526	1,694
13	<b>Capitalized Equipment</b>	<b>250</b>										
14	10 Yr Schedule	251	4,055,714	38,974		4,094,688	10	3,651,777	105,648		3,757,425	337,263
15	5 Yr Schedule	252				0	5				0	0
16	3 Yr Schedule	253				0	3				0	0
17	<b>Construction in Progress</b>	<b>260</b>		12,870		12,870	--					12,870
18	<b>Total Capital Assets</b>	<b>200</b>	<b>17,845,061</b>	<b>140,315</b>	<b>0</b>	<b>17,985,376</b>		<b>9,378,023</b>	<b>418,525</b>	<b>0</b>	<b>9,796,548</b>	<b>8,188,828</b>
19	<b>Non-Capitalized Equipment</b>	<b>700</b>				17,949	10		1,795			
20	<b>Allowable Depreciation</b>								420,320			

	A	B	C	D	E	F
1	<b>ESTIMATED OPERATING EXPENSE PER PUPIL (OEPP)/PER CAPITA TUITION CHARGE (PCTC) COMPUTATIONS (2010-11)</b>					
2	<i>This schedule is completed for school districts only.</i>					
3						
4	<b>Fund</b>	<b>Sheet, Row</b>	<b>ACCOUNT NO - TITLE</b>			<b>Amount</b>
5						
6	<b>OPERATING EXPENSE PER PUPIL</b>					
7	<b>EXPENDITURES:</b>					
8	ED	Expenditures 15-22, L113	Total Expenditures		\$	8,581,743
9	O&M	Expenditures 15-22, L149	Total Expenditures			1,154,518
10	DS	Expenditures 15-22, L167	Total Expenditures			880,158
11	TR	Expenditures 15-22, L203	Total Expenditures			582,563
12	MR/SS	Expenditures 15-22, L287	Total Expenditures			288,033
13	TORT	Expenditures 15-22, L330	Total Expenditures			0
14			<b>Total Expenditures</b>		\$	<b>11,487,015</b>
15						
16	<b>LESS RECEIPTS/REVENUES OR DISBURSEMENTS/EXPENDITURES NOT APPLICABLE TO THE REGULAR K-12 PROGRAM:</b>					
17						
18	TR	Revenues 9-14, L43, Col F	1412 Regular - Transp Fees from Other Districts (In State)		\$	0
19	TR	Revenues 9-14, L47, Col F	1421 Summer Sch - Transp. Fees from Pupils or Parents (In State)			0
20	TR	Revenues 9-14, L48, Col F	1422 Summer Sch - Transp. Fees from Other Districts (In State)			0
21	TR	Revenues 9-14, L49, Col F	1423 Summer Sch - Transp. Fees from Other Sources (In State)			0
22	TR	Revenues 9-14, L50 Col F	1424 Summer Sch - Transp. Fees from Other Sources (Out of State)			0
23	TR	Revenues 9-14, L52, Col F	1432 CTE - Transp Fees from Other Districts (In State)			0
24	TR	Revenues 9-14, L56, Col F	1442 Special Ed - Transp Fees from Other Districts (In State)			0
25	TR	Revenues 9-14, L59, Col F	1451 Adult - Transp Fees from Pupils or Parents (In State)			0
26	TR	Revenues 9-14, L60, Col F	1452 Adult - Transp Fees from Other Districts (In State)			0
27	TR	Revenues 9-14, L61, Col F	1453 Adult - Transp Fees from Other Sources (In State)			0
28	TR	Revenues 9-14, L62, Col F	1454 Adult - Transp Fees from Other Sources (Out of State)			0
29	O&M	Revenues 9-14, L148, Col D	3410 Adult Ed (from ICCB)			0
30	O&M-TR	Revenues 9-14, L149, Col D & F	3499 Adult Ed - Other (Describe & Itemize)			0
31	O&M-TR	Revenues 9-14, L218, Col D,F	4600 Fed - Spec Education - Preschool Flow-Through			0
32	O&M-TR	Revenues 9-14, L219, Col D,F	4605 Fed - Spec Education - Preschool Discretionary			0
33	O&M	Revenues 9-14, L229, Col D	4810 Federal - Adult Education			0
34	ED	Expenditures 15-22, L6, Col K - (G+)	1125 Pre-K Programs			22,488
35	ED	Expenditures 15-22, L8, Col K - (G+)	1225 Special Education Programs Pre-K			0
36	ED	Expenditures 15-22, L10, Col K - (G+)	1275 Remedial and Supplemental Programs Pre-K			0
37	ED	Expenditures 15-22, L11, Col K - (G+)	1300 Adult/Continuing Education Programs			0
38	ED	Expenditures 15-22, L14, Col K - (G+)	1600 Summer School Programs			0
39	ED	Expenditures 15-22, L19, Col K	1910 Pre-K Programs - Private Tuition			0
40	ED	Expenditures 15-22, L20, Col K	1911 Regular K-12 Programs - Private Tuition			0
41	ED	Expenditures 15-22, L21, Col K	1912 Special Education Programs K-12 - Private Tuition			0
42	ED	Expenditures 15-22, L22, Col K	1913 Special Education Programs Pre-K - Tuition			0
43	ED	Expenditures 15-22, L23, Col K	1914 Remedial/Supplemental Programs K-12 - Private Tuition			0
44	ED	Expenditures 15-22, L24, Col K	1915 Remedial/Supplemental Programs Pre-K - Private Tuition			0
45	ED	Expenditures 15-22, L25, Col K	1916 Adult/Continuing Education Programs - Private Tuition			0
46	ED	Expenditures 15-22, L26, Col K	1917 CTE Programs - Private Tuition			0
47	ED	Expenditures 15-22, L27, Col K	1918 Interscholastic Programs - Private Tuition			0
48	ED	Expenditures 15-22, L28, Col K	1919 Summer School Programs - Private Tuition			0
49	ED	Expenditures 15-22, L29, Col K	1920 Gifted Programs - Private Tuition			0
50	ED	Expenditures 15-22, L30, Col K	1921 Bilingual Programs - Private Tuition			0
51	ED	Expenditures 15-22, L31, Col K	1922 Truants Alternative/Optional Ed Progs - Private Tuition			0
52	ED	Expenditures 15-22, L74, Col K - (G+)	3000 Community Services			0
53	ED	Expenditures 15-22, L101, Col K	4000 Total Payments to Other District & Govt Units			974,529
54	ED	Expenditures 15-22, L113, Col G	- Capital Outlay			38,974
55	ED	Expenditures 15-22, L113, Col I	- Non-Capitalized Equipment			17,949
56	O&M	Expenditures 15-22, L129, Col K - (G+)	3000 Community Services			0
57	O&M	Expenditures 15-22, L137, Col K	4000 Total Payments to Other Dist & Govt Units			0
58	O&M	Expenditures 15-22, L149, Col G	- Capital Outlay			101,341
59	O&M	Expenditures 15-22, L149, Col I	- Non-Capitalized Equipment			0
60	DS	Expenditures 15-22, L153, Col K	4000 Payments to Other Dist & Govt Units			0
61	DS	Expenditures 15-22, L163, Col K	5300 Debt Service - Payments of Principal on Long-Term Debt			471,865
62	TR	Expenditures 15-22, L178, Col K - (G+)	3000 Community Services			0
63	TR	Expenditures 15-22, L189, Col K	4000 Total Payments to Other Dist & Govt Units			0
64	TR	Expenditures 15-22, L199, Col K	5300 Debt Service - Payments of Principal on Long-Term Debt			0
65	TR	Expenditures 15-22, L203, Col G	- Capital Outlay			0
66	TR	Expenditures 15-22, L203, Col I	- Non-Capitalized Equipment			0
67	MR/SS	Expenditures 15-22, L209, Col K	1125 Pre-K Programs			550
68	MR/SS	Expenditures 15-22, L211, Col K	1225 Special Education Programs - Pre-K			0
69	MR/SS	Expenditures 15-22, L213, Col K	1275 Remedial and Supplemental Programs - Pre-K			0
70	MR/SS	Expenditures 15-22, L214, Col K	1300 Adult/Continuing Education Programs			0
71	MR/SS	Expenditures 15-22, L217, Col K	1600 Summer School Programs			0
72	MR/SS	Expenditures 15-22, L273, Col K	3000 Community Services			0
73	MR/SS	Expenditures 15-22, L277, Col K	4000 Total Payments to Other Dist & Govt Units			0
74						
75			<b>Total Deductions</b>		\$	<b>1,627,696</b>
76			<b>Total Operating Expenses (Regular K-12)</b>			<b>9,859,319</b>
77			<b>9 Mo ADA (See the General State Aid Claim for 2010-2011 (ISBE 54-33, L12)</b>			<b>812.46</b>
78			<b>Estimated OEPP</b>		\$	<b>12,135.14</b>
79						

	A	B	C	D	E	F
1	<b>ESTIMATED OPERATING EXPENSE PER PUPIL (OEPP)/PER CAPITA TUITION CHARGE (PCTC) COMPUTATIONS (2010-11)</b>					
2	<i>This schedule is completed for school districts only.</i>					
3						
4	<b>Fund</b>	<b>Sheet, Row</b>	<b>ACCOUNT NO - TITLE</b>			<b>Amount</b>
5						
80	<b>PER CAPITA TUITION CHARGE</b>					
81						
82	<b>LESS OFFSETTING RECEIPTS/REVENUES:</b>					
83	TR	Revenues 9-14, L42, Col F	1411	Regular -Transp Fees from Pupils or Parents (In State)	\$	12,142
84	TR	Revenues 9-14, L44, Col F	1413	Regular - Transp Fees from Other Sources (In State)		0
85	TR	Revenues 9-14, L45, Col F	1415	Regular - Transp Fees from Co-curricular Activities (In State)		2,766
86	TR	Revenues 9-14, L46, Col F	1416	Regular Transp Fees from Other Sources (Out of State)		0
87	TR	Revenues 9-14, L51, Col F	1431	CTE - Transp Fees from Pupils or Parents (In State)		0
88	TR	Revenues 9-14, L53, Col F	1433	CTE - Transp Fees from Other Sources (In State)		0
89	TR	Revenues 9-14, L54, Col F	1434	CTE - Transp Fees from Other Sources (Out of State)		0
90	TR	Revenues 9-14, L55, Col F	1441	Special Ed - Transp Fees from Pupils or Parents (In State)		0
91	TR	Revenues 9-14, L57, Col F	1443	Special Ed - Transp Fees from Other Sources (In State)		0
92	TR	Revenues 9-14, L58, Col F	1444	Special Ed - Transp Fees from Other Sources (Out of State)		0
93	ED	Revenues 9-14, L75, Col C	1600	Total Food Service		17,457
94	ED-O&M	Revenues 9-14, L82, Col C,D	1700	Total District/School Activity Income		93,974
95	ED	Revenues 9-14, L84, Col C	1811	Rentals - Regular Textbooks		779
96	ED	Revenues 9-14, L87, Col C	1819	Rentals - Other (Describe & Itemize)		0
97	ED	Revenues 9-14, L88, Col C	1821	Sales - Regular Textbooks		0
98	ED	Revenues 9-14, L91, Col C	1829	Sales - Other (Describe & Itemize)		0
99	ED	Revenues 9-14, L92, Col C	1890	Other (Describe & Itemize)		0
100	ED-O&M	Revenues 9-14, L95, Col C,D	1910	Rentals		45,000
101	ED-O&M-TR	Revenues 9-14, L98, Col C,D,F	1940	Services Provided Other Districts		0
102	ED-O&M-DS-TR-MR/SS	Revenues 9-14, L104, Col C,D,E,F,G	1991	Payment from Other Districts		0
103	ED	Revenues 9-14, L106, Col C	1993	Other Local Fees		0
104	ED-O&M-TR	Revenues 9-14, L131, Col C,D,F	3100	Total Special Education		307,855
105	ED-O&M-MR/SS	Revenues 9-14, L133, Col C,D,G	3200	Total Career and Technical Education		0
106	ED-MR/SS	Revenues 9-14, L144, Col C,G	3300	Total Bilingual Ed		16,894
107	ED	Revenues 9-14, L145, Col C	3360	State Free Lunch & Breakfast		761
108	ED-O&M-MR/SS	Revenues 9-14, L146, Col C,D,G	3365	School Breakfast Initiative		0
109	ED-O&M	Revenues 9-14, L147, Col C,D	3370	Driver Education		0
110	ED-O&M-TR-MR/SS	Revenues 9-14, L154, Col C,D,F,G	3500	Total Transportation		206,891
111	ED	Revenues 9-14, L155, Col C	3610	Learning Improvement - Change Grants		0
112	ED-O&M-TR-MR/SS	Revenues 9-14, L156, Col C,D,F,G	3660	Scientific Literacy		0
113	ED-TR-MR/SS	Revenues 9-14, L157, Col C,F,G	3695	Truant Alternative/Optional Education		0
114	ED-TR-MR/SS	Revenues 9-14, L159, Col C,F,G	3715	Reading Improvement Block Grant		15,062
115	ED-TR-MR/SS	Revenues 9-14, L160, Col C,F,G	3720	Reading Improvement Block Grant - Reading Recovery		0
116	ED-TR-MR/SS	Revenues 9-14, L161, Col C,F,G	3725	Continued Reading Improvement Block Grant		0
117	ED-TR-MR/SS	Revenues 9-14, L162, Col C,F,G	3726	Continued Reading Improvement Block Grant (2% Set Aside)		0
118	ED-O&M-TR-MR/SS	Revenues 9-14, L163, Col C,D,F,G	3766	Chicago General Education Block Grant		0
119	ED-O&M-TR-MR/SS	Revenues 9-14, L164, Col C,D,F,G	3767	Chicago Educational Services Block Grant		0
120	ED-O&M-DS-TR-MR/SS	Revenues 9-14, L165, Col C,D,E,F,G	3775	School Safety & Educational Improvement Block Grant		3,851
121	ED-O&M-DS-TR-MR/SS	Revenues 9-14, L166, Col C,D,E,F,G	3780	Technology - Learning Technology Centers		0
122	ED-TR	Revenues 9-14, L167, Col C,F	3815	State Charter Schools		0
123	O&M	Revenues 9-14, L170, Col D	3925	School Infrastructure - Maintenance Projects		0
124	ED-O&M-DS-TR-MR/SS-Tort	Revenues 9-14, L171, Col C-G,J	3999	Other Restricted Revenue from State Sources		25,690
125	ED	Revenues 9-14, L180, Col C	4045	Head Start (Subtract)		0
126	ED-O&M-TR-MR/SS	Revenues 9-14, L184, Col C,D,F,G	-	Total Restricted Grants-In-Aid Received Directly from Federal Govt		0
127	ED-O&M-TR-MR/SS	Revenues 9-14, L191, Col C,D,F,G	-	Total Title V		0
128	ED-MR/SS	Revenues 9-14, L201, Col C,G	-	Total Food Service		13,177
129	ED-O&M-TR-MR/SS	Revenues 9-14, L211, Col C,D,F,G	-	Total Title I		74,866
130	ED-O&M-TR-MR/SS	Revenues 9-14, L216, Col C,D,F,G	-	Total Title IV		0
131	ED-O&M-TR-MR/SS	Revenues 9-14, L220, Col C,D,F,G	4620	Fed - Spec Education - IDEA - Flow Through/Low Incidence		129,656
132	ED-O&M-TR-MR/SS	Revenues 9-14, L221, Col C,D,F,G	4625	Fed - Spec Education - IDEA - Room & Board		6,396
133	ED-O&M-TR-MR/SS	Revenues 9-14, L222, Col C,D,F,G	4630	Fed - Spec Education - IDEA - Discretionary		0
134	ED-O&M-TR-MR/SS	Revenues 9-14, L223, Col C,D,F,G	4699	Fed - Spec Education - IDEA - Other (Describe & Itemize)		0
135	ED-O&M-MR/SS	Revenues 9-14, L228, Col C,D,G	4700	Total CTE - Perkins		0
160	ED-O&M-DS-TR-MR/SS-Tort	Revenue Adjustments within range of C232 thru J259	4800	Total ARRA Program Adjustments		51,598
161	ED,O&M,MR/SS	Revenues 9-14, L260, Col C,D,G	4904	Advanced Placement Fee/International Baccalaureate		0
162	ED-TR-MR/SS	Revenues 9-14, L261, Col C,F,G	4905	Emergency Immigrant Assistance		0
163	ED-TR-MR/SS	Revenues 9-14, L262, Col C,F,G	4909	Title III - English Language Acquisition		0
164	ED-TR-MR/SS	Revenues 9-14, L263, Col C,F,G	4910	Learn & Serve America		0
165	ED-O&M-TR-MR/SS	Revenues 9-14, L264, Col C,D,F,G	4920	McKinney Education for Homeless Children		0
166	ED-O&M-TR-MR/SS	Revenues 9-14, L265, Col C,D,F,G	4930	Title II - Eisenhower Professional Development Formula		0
167	ED-O&M-TR-MR/SS	Revenues 9-14, L266, Col C,D,F,G	4932	Title II - Teacher Quality		24,996
168	ED-O&M-TR-MR/SS	Revenues 9-14, L267, Col C,D,F,G	4960	Federal Charter Schools		0
169	ED-O&M-TR-MR/SS	Revenues 9-14, L268, Col C,D,F,G	4991	Medicaid Matching Funds - Administrative Outreach		13,227
170	ED-O&M-TR-MR/SS	Revenues 9-14, L269, Col C,D,F,G	4992	Medicaid Matching Funds - Fee-for-Service Program		544
171	ED-O&M-TR-MR/SS	Revenues 9-14, L270, Col C,D,F,G	4998	Other Restricted Revenue from Federal Sources (Describe & Itemize)		0
172						
173				<b>Total Allowance for PCTC Computation</b>	\$	<b>1,063,582</b>
174				<b>Net Operating Expense for PCTC Computation</b>		<b>8,795,737</b>
175				<b>Total Depreciation Allowance (from page 27, Col I)</b>		<b>420,320</b>
176				<b>Total Allowance for PCTC Computation</b>		<b>9,216,057</b>
177				<b>9 Mo ADA</b>		<b>812.46</b>
178				<b>Total Estimated PCTC</b>	\$	<b>11,343.40</b>
179						

## ESTIMATED INDIRECT COST DATA

	A	B	C	D	E	F	G	H
1	<b>ESTIMATED INDIRECT COST RATE DATA</b>							
2	<b>SECTION I</b>							
3	<b>Financial Data To Assist Indirect Cost Rate Determination</b>							
4	<i>(Source document for the computation of the Indirect Cost Rate is found in the "Expenditures 15-22" tab.)</i>							
5	<p><b>ALL OBJECTS EXCLUDE CAPITAL OUTLAY.</b> With the exception of line 12, enter the disbursements/expenditures included within the following functions charged directly to and reimbursed from federal grant programs. Also, include all amounts paid to or for other employees within each function that work with specific federal grant programs in the same capacity as those charged to and reimbursed from the same federal grant programs. For example, if a district received funding for a Title I clerk, all other salaries for Title I clerks performing like duties in that function must be included. Include any benefits and/or purchased services paid on or to persons whose salaries are classified as direct costs in the function listed.</p>							
6	<b>Support Services - Direct Costs (1-2000) and (5-2000)</b>							
7	Direction of Business Support Services (1-2510) and (5-2510)							
8	Fiscal Services (1-2520) and (5-2520)							
9	Operation and Maintenance of Plant Services (1, 2, and 5-2540)							
10	Food Services (1-2560) <i>Must be less than (P16, Col E-F, L62)</i>					13,177		
11	Value of Commodities Received for Fiscal Year 2011 <i>(Include the value of commodities when determining if an A-133 is required).</i>					0		
12	Internal Services (1-2570) and (5-2570)							
13	Staff Services (1-2640) and (5-2640)							
14	Data Processing Services (1-2660) and (5-2660)							
15	<b>SECTION II</b>							
16	<b>Estimated Indirect Cost Rate for Federal Programs</b> <i>(Data subject to adjustment for "carry-forward" or "termination benefit" totals)</i>							
17				<b>Restricted Program</b>		<b>Unrestricted Program</b>		
18		<b>Function</b>	<b>Indirect Costs</b>	<b>Direct Costs</b>	<b>Indirect Costs</b>	<b>Direct Costs</b>		
19	<b>Instruction</b>	1000		5,117,085		5,117,085		
20	<b>Support Services:</b>							
21	Pupil	2100		516,215		516,215		
22	Instructional Staff	2200		822,507		822,507		
23	General Admin.	2300		397,579		397,579		
24	School Admin	2400		652,472		652,472		
25	<b>Business:</b>							
26	Direction of Business Spt. Srv.	2510	139,357	0	139,357	0		
27	Fiscal Services	2520	97,683	0	97,683	0		
28	Oper. & Maint. Plant Services	2540		1,002,676	1,002,676	0		
29	Pupil Transportation	2550		584,903		584,903		
30	Food Services	2560		19,140		19,140		
31	Internal Services	2570	0	0	0	0		
32	<b>Central:</b>							
33	Direction of Central Spt. Srv.	2610		0		0		
34	Plan, Rsrch, Dvlp, Eval. Srv.	2620		0		0		
35	Information Services	2630		0		0		
36	Staff Services	2640	0	0	0	0		
37	Data Processing Services	2660	0	0	0	0		
38	<b>Other:</b>	2900		0		0		
39	<b>Community Services</b>	3000		0		0		
40	<b>Total</b>		237,040	9,112,577	1,239,716	8,109,901		
41				<b>Restricted Rate</b>		<b>Unrestricted Rate</b>		
42				Total Indirect Costs:	237,040	Total Indirect costs:	1,239,716	
43				Total Direct Costs:	9,112,577	Total Direct Costs:	8,109,901	
44				=	<b>2.60%</b>	=	<b>15.29%</b>	
45								



**ILLINOIS STATE BOARD OF EDUCATION**  
 School Business Services Division (N-330)  
 100 North First Street  
 Springfield, IL 62777-0001

**LIMITATION OF ADMINISTRATIVE COSTS WORKSHEET**

(Section 17-1.5 of the School Code)

School District Name: ITASCA SD 10RCDT Number: 19-022-0100-02

Description	Funct. No.	Actual Expenditures, Fiscal Year 2011			Budgeted Expenditures, Fiscal Year 2012		
		(10) Educational Fund	(20) Operations & Maintenance Fund	Total	(10) Educational Fund	(20) Operations & Maintenance Fund	Total
1. Executive Administration Services	2320	243,802		243,802	252,110		252,110
2. Special Area Administration Services	2330	0		0			0
3. Other Support Services - School Administration	2490	0		0			0
4. Direction of Business Support Services	2510	121,351	0	121,351	126,478		126,478
5. Internal Services	2570	0		0			0
6. Direction of Central Support Services	2610	0		0			0
7. Deduct - Early Retirement or other pension obligations required by state law and included above.				0			0
<b>8. Totals</b>		365,153	0	365,153	378,588	0	378,588
<b>9. Percent Increase (Decrease) for FY2012 (Budgeted) over FY2011 (Actual)</b>							4%

**CERTIFICATION**

I certify that the amounts shown above as "Actual Expenditures, Fiscal Year 2011" agree with the amounts on the district's Annual Financial Report for Fiscal Year 2011.

I also certify that the amounts shown above as "Budgeted Expenditures, Fiscal Year 2012" agree with the amounts on the budget adopted by the Board of Education.

\_\_\_\_\_  
 (Date)

\_\_\_\_\_  
 Signature of Superintendent

**If line 9 is greater than 5% please check one box below.**





- The District is ranked by ISBE in the lowest 25th percentile of like districts in administrative expenditures per student (4th quartile) and will waive the limitation by board action, subsequent to a public hearing. Waiver resolution must be adopted no later than June 30.
- The district is unable to waive the limitation by board action and will be requesting a waiver from the General Assembly pursuant to the procedures in Chapter 105 ILCS 5/2-3.25g. Waiver applications must be postmarked by August 12, 2011 to ensure inclusion in the Fall 2011 report, postmarked by January 13, 2012 to ensure inclusion in the Spring 2012 report, or postmarked by August 17, 2012 to ensure inclusion in the Fall 2012 report. Information on the waiver process can be found at [www.isbe.net/isbewaivers/default.htm](http://www.isbe.net/isbewaivers/default.htm).
- The district will amend their budget to become in compliance with the limitation. Budget amendments must be adopted no later than June 30.

**This page is provided for detailed itemizations as requested within the body of the report.**  
Type Below.

- 1.
- 2.
- 3.
- 4.

Reference Pages.

- <sup>1</sup> Do not enter negative numbers. Reports with negative numbers will be returned for correction.
- <sup>2</sup> GASB Statement No. 24; Accounting and Financial Reporting for Certain Grants and Other Financial Assistance. The "On Behalf of" Payments should only be reflected on this page.
- <sup>3</sup> Equals Line 8 minus Line 17
- <sup>4</sup> Requires notification to the county clerk to abate an equal amount from taxes next extended.
- <sup>5</sup> Use of proceeds from the sale of school sites buildings, or other real estate is limited. See Sections 5-22 and 10-22.8 of the School Code.
- <sup>6</sup> Equals Line 43 minus Line 60.
- <sup>7</sup> Include revenue accounts 1110 through 1115, 1117, 1118 & 1120. Include taxes for bonds sold that are in addition to those identified separately.
- <sup>8</sup> Educational Fund (10) - Computer Technology only.
- <sup>9</sup> Corporate personal property replacement tax revenue must be first applied to the Municipal Retirement/Social Security Fund to replace tax revenue lost due to the abolition of the corporate personal property tax (30 ILCS 115/12). This provision does not apply to taxes levied for Medicare-Only purposes.
- <sup>10</sup> Include only tuition payments made to private facilities. See Function 4200 or 4400 for public facility disbursements/expenditures.
- <sup>11</sup> Payment towards the retirement of lease/purchase agreements or bonded/other indebtedness (principal only) otherwise reported within the fund—e.g. alternate revenue bonds( Describe & Itemize).
- <sup>12</sup> Only abolishment of Working Cash Fund must transfer its funds directly to the Educational Fund upon adoption of a resolution and at the close of the current school Year (see 105 ILCS 5/20-8 for further explanation)  
Only abatement of working cash fund can transfer its funds to any fund in most need of money (see 105 ILCS 5/20-10 for further explanation)

 AFR Auditors Report 2011.pdf	 AFR GAS Report 2011.pdf	 AFR Footnotes 2011.pdf	 AFR Itemization 2011.pdf
--	---	--	--

**Instructions to insert word doc or pdf files:**

Choose: **Insert** - Select: **Object** - Select **Create New** tab -  
Select file type **Adobe Acrobat or Microsoft Word Document** - Select **Create from File** tab - Select **Browse** -  
Select **file that you want to embed** - Check **Display as icon** - Select **OK**.

If you have trouble inserting pdf files it is because you do not have the Adobe program.

## Audit Checklist

All entries must balance within the individual fund statements and schedules as instructed below.  
Any error messages left unresolved below, will be returned to the school district/joint agreement.

### Round all entries to the nearest dollar.

- 1. The auditor's Opinion and Notes to the Financial Statements are embedded in the "Opinion-Notes 34" tab.
- 2. Student Activity Funds, Convenience Accounts, and other agency funds are included, if applicable.
- 3. All audit questions on page 2 are answered appropriately by checking all that apply. This page must also be certified with the signature of the CPA firm. Comments and explanations
- 4. All **Other** accounts and functions labeled "(describe & itemize)" are properly noted on the "Itemization 32" tab.
- 5. In all funds, Function No. 2900 does not include Worker's Compensation or Unemployment Insurance.
- 6. Tuition paid to another school district or to a joint agreement (in state) is coded to Function 4200, and Other Objects (600).
- 7. Business Manager/Bookkeeper Costs are charged to the proper Function (No. 2510/2520).
- 8. If district is subject to PTELL on tab "Aud Quest 2", line 21 be sure to check the box and enter the effective date.

## Balancing Schedule

### Check this Section for Error Messages

The following assures that various entries are in balance. Any out of balance condition is followed by an error message in **RED** and must be resolved before submitting to ISBE. One or more errors detected may cause this AFR to be returned for corrections and resubmission. If impossible for entries to balance please explain on the itemization page.

Description:	Error Message
<b>1. Cover Page: The Accounting Basis must be Cash or Accrual.</b>	
<b>2. The A-133 related documents must be completed and attached.</b>	
What Basis of Accounting is used?	CASH
Accounting for late payments (Audit Questionnaire Section D)	ENTER ACCOUNTING INFO
Are Federal Expenditures greater than \$500,000?	OK
Is all A133 information completed and enclosed?	OK
<b>3. Page 3: Financial Information must be completed.</b>	
Section A: Tax rates are not entered in the following format: [1.50 should be .0150]. Please enter with the correct decimal point.	OK
Section D: Check a or b that agrees with the school district type.	OK
<b>4. Page 5: Cells C4:L4 Acct 111-115 - Cash Balances cannot be negative.</b>	
Fund (10) ED: Cash balances cannot be negative.	OK
Fund (20) O&M: Cash balances cannot be negative.	OK
Fund (30) DS: Cash balances cannot be negative.	OK
Fund (40) TR: Cash balances cannot be negative.	OK
Fund (50) MR/SS: Cash balances cannot be negative.	OK
Fund (60) CP: Cash balances cannot be negative.	OK
Fund (70) WC: Cash balances cannot be negative.	OK
Fund (80) Tort: Cash balances cannot be negative.	OK
Fund (90) FP&S: Cash balances cannot be negative.	OK
<b>5. Page 5 &amp; 6: Total Current &amp; Capital Assets must = Total Liabilities &amp; Fund Balance.</b>	
Fund 10, Cell C13 must = Cell C41.	OK
Fund 20, Cell D13 must = Cell D41.	OK
Fund 30, Cell E13 must = Cell E41.	OK
Fund 40, Cell F13 must = Cell F41.	OK
Fund 50, Cell G13 must = Cell G41.	OK
Fund 60, Cell H13 must = Cell H41.	OK
Fund 70, Cell I13 must = Cell I41.	OK
Fund 80, Cell J13 must = Cell J41.	OK
Fund 90, Cell K13 must = Cell K41.	OK
Agency Fund, Cell L13 must = Cell L41.	OK
General Fixed Assets, Cell M23 must = Cell M41.	OK
General Long-Term Debt, Cell N23 must = Cell N41.	OK
<b>6. Page 5: Sum of Reserved &amp; Unreserved Fund Balance must = Page 8, Ending Fund Balance.</b>	
Fund 10, Cells C38+C39 must = Cell C81.	OK
Fund 20, Cells D38+D39 must = Cell D81.	OK
Fund 30, Cells E38+E39 must = Cell E81.	OK
Fund 40, Cells F38+F39 must = Cell F81.	OK
Fund 50, Cells G38+G39 must = Cell G81.	OK
Fund 60, Cells H38+H39 must = Cell H81.	OK
Fund 70, Cells I38+I39 must = Cell I81.	OK
Fund 80, Cells J38+J39 must = Cell J81.	OK
Fund 90, Cells K 38+39 must = Cell K81.	OK
<b>8. Page 25: Schedule of Bonds Payable must = Pages 5, 8 &amp; 18: Basic Financial Statements.</b>	
<b>Note: Explain any unreconcilable differences in the Itemization sheet.</b>	
Total Long-Term Debt Issued (P25, Cell F49) must = Principal on Long-Term Debt Sold (P8, Cells C33:F33, H33:K33).	OK
Total Long-Term Debt (Principal) Retired (P18, Cells H163) must = Debt Service - Long-Term Debt (Principal) Retired (P25, Cells H49).	OK
<b>9. Page 7 &amp; 8: Other Sources of Funds (L 24:42) must = Other Uses of Funds (P8, L46:59).</b>	
Acct 7130 - Transfer Among Funds, Cells C27:K27 must = Acct 8130 Transfer Among Funds, Cells C49:K49	OK
Acct 7140 - Transfer of Interest, Cells C28:K28 must = Acct 8140 Transfer of Interest, Cells C50:K50.	OK
Acct 7900 - ISBE Loan Proceeds (Cells C42:K42) must = Acct 8910 - Transfers to Debt Service Fund to Pay Principal on ISBE Loans (Cells C74:K74)	OK
<b>10. Restricted Local Tax Levies Page 26, Line 25 must = Reserved Fund Balance, Pages 5 &amp; 6, Line 38.</b>	
Reserved Fund Balance, Page 5, Cells C38,D38 & F38 must be => Tort Immunity, Page 26, Cell G25.	OK
Reserved Fund Balance, Page 5, Cells C38,D38,F38 & G38 must be => Special Education, Page 26, Cell H25.	OK
Reserved Fund Balance, Page 5, Cells D38:H38) must be >= Area Vocational Construction, Page 26, Cell I25.	OK
Reserved Fund Balance, Page 5, Cells D38:E38, H38 must be >= School Facility Occupation Taxes, Page 26, Cell J25.	OK
Reserve Fund Balance, Page 5, Cells C38,D38,G38,H38 must be >= Drivers Education, Page 26, Cell K25.	OK
<b>12. Page 28: The 9 Month ADA must be entered on Line 77.</b>	OK
<b>13. Page 31: LIMITATION OF ADMINISTRATIVE COST, Budget Information must be completed and submitted to ISBE.</b>	OK

**ANNUAL FEDERAL FINANCIAL COMPLIANCE REPORT (COVER SHEET)**  
**DISTRICT/JOINT AGREEMENT**  
**Year Ending June 30, 2011**

DISTRICT/JOINT AGREEMENT NAME <b>ITASCA SD 10</b>	RCDT NUMBER <b>19-022-0100-02</b>	CPA FIRM 9-DIGIT STATE REGISTRATION NUMBER <b>66003412</b>	
ADMINISTRATIVE AGENT IF JOINT AGREEMENT (as applicable)		NAME AND ADDRESS OF AUDIT FIRM <b>Mathieson, Moyski, Celer &amp; Co., LLP</b> <b>211 S. Wheaton Avenue, Suite 300</b> <b>Wheaton</b>	
ADDRESS OF AUDITED ENTITY (Street and/or P.O. Box, City, State, Zip Code)  <b>200 N. Maple St.</b>  <b>Itasca</b> <b>60143</b>		E-MAIL ADDRESS mceler@mmccpas.com	NAME OF AUDIT SUPERVISOR <b>Michael J. Celer</b>
		CPA FIRM TELEPHONE NUMBER <b>(630) 653-1616</b>	FAX NUMBER <b>(630) 653-1735</b>

**THE FOLLOWING INFORMATION MUST BE INCLUDED IN THE A-133 SINGLE AUDIT REPORT:**

- A copy of the CPA firm's most recent peer review report and acceptance letter has been submitted to ISBE (either with the audit or under separate cover).
- Financial Statements including footnotes § .310 (a)
- Schedule of Expenditures of Federal Awards including footnotes § .310 (b)
- Independent Auditor's Report § .505
- Independent Auditor's Report on Compliance and on Internal Control Over Financial Reporting Based on an Audit of Financial Statements Performed in Accordance with *Government Auditing Standards* § .505
- Independent Auditor's Report on Compliance with Requirements Applicable to each Major Program and Internal Control over Compliance in Accordance with OMB Circular A-133 § .505
- Schedule of Findings and Questioned Costs § .505 (d)
- Summary Schedule of Prior Year Audit Findings § .315 (b)
- Corrective Action Plan § .315 (c)

**THE FOLLOWING INFORMATION IS HIGHLY RECOMMENDED TO BE INCLUDED:**

- Copy of Federal Data Collection Form § .320 (b)

**ITASCA SD 10  
19-022-0100-02**

**A-133 SINGLE AUDIT INFORMATION CHECKLIST**

The following checklist is **OPTIONAL**; it is not a required form for completion of A-133 Single Audit information. The purpose of the checklist is to assist in determining if appropriate information has been correctly completed within the Annual Financial Report (AFR). This is not a complete listing of all A-133 requirements, but highlights some of the more common errors found during ISBE reviews.

**GENERAL INFORMATION**

1. **Signed** copies of audit opinion letters have been included with audit package submitted to ISBE.
2. All opinion letters use the **most current audit language** as mandated in SAS 115/SAS 117 and other pronouncements.
3. **ALL** Single Audit forms within the AFR Excel workbook have been completed, where appropriate.  
- For those forms that are not applicable, "N/A" or similar language has been indicated.
4. **ALL** Federal revenues reported in FRIS Report 0053 (Summary of Payments) are accounted for in the Schedule of Expenditures of Federal Awards (SEFA).  
Programs funded through ARRA are identified separately in SEFA
5. Federal revenues reported on the AFR reconcile to Federal revenues reported on the SEFA.  
- Verify or reconcile on reconciliation worksheet.
6. The total value of non-cash **COMMODITIES** has been included within the AFR on the **INDIRECT COSTS** page (IND COST INFO 30) on Line 12. It **should not** be included in the Statement of Revenues Received (REVENUES 9-14) within the AFR Accounts 4210 - 4299.  
Those accounts are specific cash programs, not non-cash assistance such as **COMMODITIES**.
7. Complete audit package (Data Collection Form, audit reports, etc.) has been submitted electronically to the Federal Audit Clearinghouse in Jeffersonville, Indiana.

**SCHEDULE OF EXPENDITURES OF FEDERAL AWARDS**

8. Programs funded through ARRA (Federal Stimulus funds) are identified separately from "regular" Federal programs  
- Program name includes "ARRA - " prefix  
- Correct ARRA CFDA and ISBE program numbers are listed
9. All prior year's projects are included and reconciled to final FRIS report amounts.  
- Including receipt/revenue and expenditure/disbursement amounts.
10. All current year's projects are included and reconciled to most recent FRIS report filed.  
- Including revenue and expenditure/disbursement amounts.
11. Differences in reported spending amounts on the SEFA and the final FRIS reports should be detailed and/or documented in a finding, with discrepancies reported as Questioned Costs.
12. Prior-year and Current-year Child Nutrition Programs (CNP) are included on the SEFA (with prior-year program showing total cash received):  
Project year runs from October 1 to September 30, so projects will cross fiscal year;  
This means that audited year revenues will include funds from both the prior year and current year projects.
13. Each CNP project should be reported on separate line (one line per project year per program).
14. Total CNP Revenue amounts are consistent with grant amounts awarded by ISBE for each program by project year.
15. Total CNP Expenditure amounts are consistent with grant amounts awarded by ISBE for each program by project year.
16. Exceptions should result in a finding with Questioned Costs.
17. The total value of **COMMODITIES** has been reported on the SEFA (CFDA 10.555).  
- The value is determined from the following, with each item on a separate line:
- \* **Non-Cash Commodities**: Monthly Commodities Bulletin for April (From the Illinois Commodities System accessed through ISBE web site)  
Total commodities = A PAL Allocated + B PAL Allocated + Processing Deductions + Total Bonus Allocated  
Verify Non-Cash Commodities amount on ISBE web site: <http://www.isbe.net/business.htm>.
- \* **Non-Cash Commodities**: Commodities information for non-cash items received through **Other Food Services**  
Districts should track separately through year; no specific report available from ISBE  
Verify Non-Cash Commodities amount through Other Food Services on ISBE web site: <http://www.isbe.net/business.htm>.
- \* **Department of Defense Fresh Fruits and Vegetables** (District should track through year)  
- The two commodity programs should be reported on separate lines on the SEFA.  
Verify Non-Cash Commodities amount through DoD Fresh Fruits and Vegetables on ISBE web site: <http://www.isbe.net/business.htm>.
- \* Amounts verified for **Fresh Fruits and Vegetables cash** grant program (ISBE code 4240)  
CFDA number: 10.582
18. **TOTALS** have been calculated for Federal revenue and expenditure amounts (Column totals).
19. Obligations and Encumbrances are included where appropriate.
20. **FINAL STATUS** amounts are calculated, where appropriate.
21. Medicaid Fee-for-Service funds, E-Rate reimbursements and Build America Bond interest subsidies have **not** been included on the SEFA.
22. **All** programs tested (not just Type A programs) are indicated by either an \* or (M) on the SEFA.
23. **NOTES TO THE SEFA** within the AFR Excel workbook (SEFA-2) have been completed.  
Including, but not limited to:
24. Basis of Accounting
25. Name of Entity
26. Type of Financial Statements
27. Subrecipient information (Mark "N/A" if not applicable)
- \* ARRA funds are listed separately from "regular" Federal awards

**SUMMARY OF AUDITOR RESULTS/FINDINGS/CORRECTIVE ACTION PLAN**

28. Audit opinions expressed in opinion letters match opinions reported in Summary.
29. **All** Summary of Auditor Results questions have been answered.
30. All tested programs are listed.
31. Correct testing threshold has been entered. (OMB A-133, §\_520)

**Findings have been filled out completely and correctly (if none, mark "N/A").**

32. Financial Statement and/or Federal Awards Findings information has been completely filled out for each finding.
32. Finding completed for each Significant Deficiency and for each Material Weakness noted in opinion letters.
33. Separate finding for each Federal program (i.e., don't report same finding for multiple programs on one sheet).
34. Separate finding sheet for each finding on programs (e.g., excess interest earned and unallowable expenditures are two findings and should be reported separately, even if both are on same program).
35. Questioned Costs have been calculated where there are questioned costs.
36. Questioned Costs are separated by project year **and** by program.
37. Questioned Costs have been calculated for Interest Earned on **Excess Cash on Hand**.

- Should be based on actual amount of interest earned
- Questioned Cost amounts are broken out between programs if multiple programs are listed on the finding

38. **A CORRECTIVE ACTION PLAN** has been completed for each finding.

- Including Finding number, action plan details, projected date of completion, name and title of contact person



**ITASCA SD 10  
19-022-0100-02  
RECONCILIATION OF FEDERAL REVENUES**

Annual Financial Report to Schedule of Expenditures of Federal Awards

**TOTAL FEDERAL REVENUE IN AFR**

Account Summary 7-8, Line 7	Account 4000	\$ 315,911
Flow-through Federal Revenues		
Revenues 9-14, Line 112	Account 2200	-
Value of Commodities		
Indirect Cost Info 30, Line 11		-
Less: Medicaid Fee-for-Service		
Revenues 9-14, Line 269	Account 4992	(544)
<b>AFR TOTAL FEDERAL REVENUES:</b>		<b>\$ 315,367</b>

**ADJUSTMENTS TO AFR FEDERAL REVENUE AMOUNTS:**

Reason for Adjustment:

-----	-----
-----	-----
-----	-----
-----	-----
-----	-----
-----	-----
-----	-----
-----	-----

<b>ADJUSTED AFR FEDERAL REVENUES</b>	<b>\$ 315,367</b>
--------------------------------------	-------------------

Total Current Year Federal Revenues Reported on SEFA:	
Federal Revenues	Column D

**Adjustments to SEFA Federal Revenues:**

Reason for Adjustment:

-----	-----
-----	-----
-----	-----
-----	-----
-----	-----
-----	-----
-----	-----

ADJUSTED SEFA FEDERAL REVENUE:	\$ -
--------------------------------	------

DIFFERENCE:	\$ 315,367
-------------	------------





**ITASCA SD 10  
19-022-0100-02  
SCHEDULE OF FINDINGS AND QUESTIONED COSTS  
Year Ending June 30, 2011**

**SECTION I - SUMMARY OF AUDITOR'S RESULTS**

**FINANCIAL STATEMENTS**

Type of auditor's report issued: \_\_\_\_\_  
(Unqualified, Qualified, Adverse, Disclaimer)

**INTERNAL CONTROL OVER FINANCIAL REPORTING:**

- Material weakness(es) identified? \_\_\_\_\_ YES \_\_\_\_\_ NO
- Significant Deficiency(s) identified that are not considered to be material weakness(es) \_\_\_\_\_ YES \_\_\_\_\_ None Reported
- Noncompliance material to financial statements noted? \_\_\_\_\_ YES \_\_\_\_\_ NO

**FEDERAL AWARDS**

**INTERNAL CONTROL OVER MAJOR PROGRAMS:**

- Material weakness(es) identified? \_\_\_\_\_ YES \_\_\_\_\_ NO
- Significant Deficiency(s) identified that are not considered to be material weakness(es) \_\_\_\_\_ YES \_\_\_\_\_ None Reported

Type of auditor's report issued on compliance for major programs: \_\_\_\_\_  
(Unqualified, Qualified, Adverse, Disclaimer<sup>7</sup>)

Any audit findings disclosed that are required to be reported in accordance with Circular A-133, § .510(a)? \_\_\_\_\_ YES \_\_\_\_\_ NO

**IDENTIFICATION OF MAJOR PROGRAMS:<sup>8</sup>**

CFDA NUMBER(S) <sup>9</sup>	NAME OF FEDERAL PROGRAM or CLUSTER <sup>10</sup>

Dollar threshold used to distinguish between Type A and Type B programs: \_\_\_\_\_

Auditee qualified as low-risk auditee? \_\_\_\_\_ YES \_\_\_\_\_ NO

<sup>7</sup> If the audit report for one or more major programs is other than unqualified, indicate the type of report issued for each program. Example: "Unqualified for all major programs except for [name of program], which was qualified and [name of program], which was a disclaimer."

<sup>8</sup> Major programs should generally be reported in the same order as they appear on the SEFA.

<sup>9</sup> When the CFDA number is not available, include other identifying number, if applicable.

<sup>10</sup> The name of the federal program or cluster should be the same as that listed in the SEFA. For clusters, auditors are only required to list the name of the cluster.

**ITASCA SD 10  
19-022-0100-02  
SCHEDULE OF FINDINGS AND QUESTIONED COSTS  
Year Ending June 30, 2011**

**SECTION II - FINANCIAL STATEMENT FINDINGS**

1. FINDING NUMBER:<sup>11</sup> \_\_\_\_\_ 2. THIS FINDING IS:  New  Repeat from Prior Year?  
Year originally reported? \_\_\_\_\_

3. Criteria or specific requirement

4. Condition

5. Context<sup>12</sup>

6. Effect

7. Cause

8. Recommendation

9. Management's response<sup>13</sup>

**For ISBE Review**

Date: \_\_\_\_\_ Resolution Criteria Code Number \_\_\_\_\_  
Initials: \_\_\_\_\_ Disposition of Questioned Costs Code Letter \_\_\_\_\_

<sup>11</sup> A suggested format for assigning reference numbers is to use the last two digits of the fiscal year being audited followed by a numeric sequence of findings. For example, findings identified and reported in the audit of fiscal year 2003 would be assigned a reference number of 02-01, 02-02, etc.

<sup>12</sup> Provide sufficient information for judging the prevalence and consequences of the finding, such as relation to universe of costs and/or number of items examined and quantification of audit findings in dollars.

<sup>13</sup> See paragraphs 5.18 through 5.20 and 7.38 through 7.42 of Government Auditing Standards for additional guidance on reporting management's response.

**ITASCA SD 10**  
**19-022-0100-02**  
**SCHEDULE OF FINDINGS AND QUESTIONED COSTS**  
**Year Ending June 30, 2011**

**SECTION III - FEDERAL AWARD FINDINGS AND QUESTIONED COSTS**

**1. FINDING NUMBER:<sup>14</sup>** \_\_\_\_\_ **2. THIS FINDING IS:**  New  Repeat from Prior year?  
 Year originally reported? \_\_\_\_\_

**3. Federal Program Name and Year:** \_\_\_\_\_

**4. Project No.:** \_\_\_\_\_ **5. CFDA No.:** \_\_\_\_\_

**6. Passed Through:** \_\_\_\_\_

**7. Federal Agency:** \_\_\_\_\_

**8. Criteria or specific requirement (including statutory, regulatory, or other citation)**

**9. Condition<sup>15</sup>**

**10. Questioned Costs<sup>16</sup>**

**11. Context<sup>17</sup>**

**12. Effect**

**13. Cause**

**14. Recommendation**

**15. Management's response<sup>18</sup>**

<b>For ISBE Review</b>			
Date:	_____	Resolution Criteria Code Number	_____
Initials:	_____	Disposition of Questioned Costs Code Letter	_____

<sup>14</sup> See footnote 11.  
<sup>15</sup> Include facts that support the deficiency identified on the audit finding.  
<sup>16</sup> Identify questioned costs as required by sections 510(a)(3) and 510 (a) (4) of Circular A-133.  
<sup>17</sup> See footnote 12.

<sup>15</sup> To the extent practical, indicate when management does not agree with the finding, questioned cost, or both.

**ITASCA SD 10**  
**19-022-0100-02**  
**SUMMARY SCHEDULE OF PRIOR AUDIT FINDINGS<sup>19</sup>**  
**Year Ending June 30, 2011**

**Finding Number**

**Condition**

**Current Status<sup>20</sup>**

[If there are no prior year audit findings, please submit schedule and indicate NONE]

---

When possible, all prior findings should be on the same page

<sup>19</sup> See the instructions in the Guide to Auditing and Reporting for Illinois Public Local Education Agencies for an explanation of this schedule.

<sup>20</sup> Current Status should include one of the following:

- A statement that corrective action was taken
- A description of any partial or planned corrective action
- An explanation if the corrective action taken was significantly different from that previously reported or in the management decision received from the pass-through entity.



**ITASCA SD 10**  
**19-022-0100-02**  
**CORRECTIVE ACTION PLAN FOR CURRENT YEAR AUDIT FINDINGS<sup>21</sup>**  
**Year Ending June 30, 2011**

**Corrective Action Plan**

Finding No.: \_\_\_\_\_

Condition:

Plan:

Anticipated Date of Completion:

Name of Contact Person: [person responsible for implementation]

Management Response: [if applicable, an explanation giving specific reasons if the district officials do not agree with the finding and believes that corrective action is unnecessary.]

---

<sup>21</sup> See the instructions in the Guide to Auditing and Reporting for Illinois Public Local Education Agencies for an explanation of this schedule.